

City of Springfield, Massachusetts

Consolidated Plan, 2010-2014



Revitalization of Major Corridors
State Street Corridor

HUD Consolidated Plan

2010-2014



City of Springfield,
Massachusetts

TABLE OF CONTENTS

EXECUTIVE SUMMARY2
EXECUTIVE SUMMARY3

HUD REQUIREMENTS.....10
MANAGING THE PROCESS11
INSTITUTIONAL STRUCTURE13
CITIZEN PARTICIPATION PLAN16
MONITORING21

GENERAL NARRATIVE.....25
GEOGRAPHIC FOCUS26
OBSTACLES TO MEETING UNDERSERVED NEEDS.....30
PRIORITY NEEDS ANALYSIS AND STRATEGIES34

COMMUNITY AND ECONOMIC DEVELOPMENT36
COMMUNITY PROFILE37
COMMUNITY INPUT.....40
ECONOMIC AND COMMUNITY DEVELOPMENT NEEDS AND PRIORITIES44

HOUSING.....53
HOUSING MARKET ANALYSIS.....54
FORECLOSURE AND BLIGHT59
COMMUNITY INPUT REGARDING HOUSING NEEDS63
HOUSING NEEDS64
HOUSING STRATEGY67
LEAD-BASED PAINT.....77
BARRIERS TO AFFORDABLE HOUSING.....79

HOMELESS AND AT-RISK POPULATIONS.....80
HOMELESS NEEDS.....81
HOMELESS STRATEGIC PLAN87
HOMELESS INVENTORY.....93

SPECIAL NEEDS.....98
THE ELDERLY99
PERSONS WITH DISABILITIES.....101
PERSONS WITH SUBSTANCE ABUSE DISORDERS.....103
VICTIMS OF DOMESTIC VIOLENCE104
SPECIFIC OBJECTIVES FOR SPECIAL NEEDS POPULATIONS105
HOUSING OPPORTUNITIES FOR PEOPLE WITH AIDS (HOPWA).....108

ANTI-POVERTY STRATEGY.....113
NEIGHBORHOOD REVITALIZATION STRATEGY AREAS118
APPENDIX.....132
 COMPREHENSIVE HOUSING AFFORDABILITY DATA133
 DHCD SUBSIDIZED HOUSING INVENTORY137
 PUBLIC MEETINGS AND COMMENTS148
 RESIDENT SURVEY - ENGLISH.....153
 RESIDENT SURVEY - SPANISH160

Section 1:

Executive Summary

Executive Summary

The City Springfield, through its Office of Planning and Economic Development (OPED), works to create and sustain a healthy, vibrant City that stimulates balanced growth through economic development, housing options, neighborhood revitalization, and support for Springfield residents. In its strategic approach to achieving this goal, OPED is guided by the following major principles:

- **Neighborhood Improvement.** Pursue opportunities for preservation, development and improvements that create healthy, stable neighborhoods.
- **Strategic Investment.** Pursue opportunities for planning, leveraging, utilizing and expanding resources at all levels.
- **Asset Building.** Pursue opportunities for wealth creation at all levels.
- **Household Stability.** Pursue opportunities to support Springfield residents to reach their full potential.

To accomplish these goals, OPED directly administers a variety of programs to serve the City's economic development, neighborhood stabilization, community development, and housing needs. The OPED also provides grant funding to various agencies and non-profit organizations to carry out programs which advance these goals.

Five-Year Consolidated Plan Objectives

This document provides the roadmap for the City's strategies to accomplish the above broad goals over the next five years. Based on review of the data presented in this document, as well as input received through an extensive community engagement process, the City has established the following 12 top-level objectives to guide its strategies during program years 2010 through 2014.

Economic Development Objectives

1. Promote an environment that encourages entrepreneurship, strengthens existing businesses, and expands economic opportunities.
2. Develop and execute strategies that promote development within neighborhood commercial corridors.
3. Prepare and promote existing commercial sites for development.
4. Expand job training and job-readiness programs to effectively develop a competitive workforce.

Community Development Objectives

5. Improve the physical environment of the City through enhancement of streets, streetscapes, parks and open space, and through remediation of blight.
6. Provide support and increased opportunities for residents of Springfield, with a particular focus on the City's youth.
7. Support creation and maintenance of appropriate community facilities to serve residents' needs.

Neighborhood Stabilization and Housing Objectives

8. Increase housing stability throughout the City, with a particular emphasis on neighborhoods in need of revitalization.
9. Improve the quality of the City's housing stock.
10. Preserve and expand housing options in order to provide opportunity for residents to access safe, sanitary and affordable homes.

Special Needs Populations Objectives

11. Continue efforts to end homelessness throughout the City and region, while continuing to meet the emergency needs of people experiencing a housing crisis.
12. Support special needs populations with housing options, supportive services, and facilities as appropriate.

Neighborhood Revitalization Strategy Area (NRSA)

Springfield has designated three areas as Neighborhood Revitalization Strategy Areas (NRSAs), in which the City provides concentrated investment as a strategy to bring about clear measurable revitalization results in a geographic area within a reasonable short-time frame. These areas are: 1) the South End; 2) Six Corners/Old Hill; and 3) the North End—Brightwood and Memorial Square. The revitalization goals for the NRSAs include improved public infrastructure, expanded economic opportunities through job creation, and increased economic diversity achieved through market rate housing development.

Accomplishments Under Prior Consolidated Plan (FY 2006-10)

The City's last Consolidated Plan was created in 2005, and the City has made significant progress in meeting the FY 2006-2010 goals. In addition, the OPED has made tremendous progress on securing resources necessary to address existing community needs. These funds will be essential in complementing activities proposed within the

upcoming Annual Action Plans. Accomplishments for the 2006-2010 period include:

Initiation of South End Revitalization Initiative

The South End was noted by the Urban Land Institute as the top priority neighborhood in the City. During the prior Consolidated Plan period, the City undertook significant planning, consensus-building in the community, and identification of resources to revitalize the South End. The South End Revitalization Initiative, a series of connected public and private projects, is designed to systematically improve the condition of housing, open space, infrastructure and retail in the South End. Projects include streetscape improvements to Main Street and Dwight Street Extension, significant improvements to Emerson Wight Park, the redevelopment of the Gemini Site, and the redevelopment of the Hollywood section apartment buildings.

The City began infrastructure improvements in the neighborhood in 2009. The \$10 million project, which creates new streets and sidewalks and creates new open space connections in the neighborhood, is funded through the city bond of \$6.6 million, a \$1.1 million CDBG commitment, and \$3.0 million of grant applications. The City has also cleaned the Gemini site and established a Corridor Storefront Improvement Program.

These neighborhood improvements are supported by the investment of Neighborhood Stabilization Funds in the area, which is funding redevelopment of several vacant residential properties and the removal of blighted structures.

Springfield will continue its commitment to South End revitalization in the upcoming Consolidated Plan period, with significant investments in rehabilitation of historic apartment buildings, infill homeownership opportunities, park and open space enhancements, and commercial corridor redevelopment.

State Street Corridor

The State Street Corridor, a 3.2 mile major east-west connector in the City, was repaved, with significant traffic flow, streetscape and landscape improvements, in 2008-09. This \$17 million project was funded with state and federal funds. The State Street Corridor includes a number of cultural amenities, historic assets, and civic institutions, including the \$70 million new federal courthouse, which opened in 2008.

The physical revitalization of State Street has been complemented by the work of the State Street Alliance, a collaboration of over 50 private and public entities dedicated to the redevelopment of this corridor. The role of the Alliance is to examine market opportunities for retail, office and housing; identify site-specific

development opportunities; and create a market-driven program that identifies catalytic projects. The Alliance engaged consultant market research and planning consultants to develop plans for sub-areas of the State Street Corridor. These sub-plans provide guidance for specific City initiatives in these areas, and, in particular, the portion of State Street along the Old Hill and Six Corners neighborhoods, which the City has designated as a Neighborhood Revitalization Strategy Area.

Reduction of Homelessness; the Worthington Street Homeless Resource Center

One of the City's key priorities during the prior Consolidated Plan period was addressing homelessness among individuals in the City. The City has made major strides in this area, by creating and beginning implementation of a ten-year plan to end homelessness; housing over 100 chronically homeless individuals; improving outreach, coordination, and access to supportive and mainstream services, and the creation of a Homeless Resource Center, currently under construction and expected to be complete in summer 2010. The effects of these combined efforts have been a 70% reduction in street homelessness in the City, as well as a 21% reduction overall in the number of homeless individuals without children in the City.

The City has taken the lead in creating the Western Massachusetts Network to End Homelessness, a regional effort focused on reducing chronic and family homelessness. After several years of continuing increases in family homelessness, the region has just started seeing the first declines in 2010, attributed to the use of new strategies to assist families experiencing housing crisis.

Neighborhood Stabilization Initiatives

The impact of the foreclosure crisis and housing market decline is seen in abandoned and vacant properties throughout the City. The City has been awarded federal Neighborhood Stabilization Program funds in the amount of \$3.5 million, and developers are eligible to receive NSP2 funds from state agencies for redevelopment efforts in Springfield.

In order to best use this investment, the City undertook a careful planning process for neighborhood stabilization, and is combining the NSP work with a number of City-funded initiatives. The City's neighborhood stabilization efforts include:

- Targeted demolition of blighted properties;
- Infill development of single and two-family homes for homeownership;
- Code enforcement quality-of-life sweeps;

- Receivership of abandoned properties;
- “Clean and lien” of vacant lots;
- Use of tax title properties for homeownership opportunities;
- Emergency home repair program; and
- Foreclosure prevention.

The City’s efforts in this area will continue, and the City is adding two new programs to this effort: homebuyer incentives in targeted neighborhoods (increased down payment assistance); and interim greening of vacant lots.

Annual Federal Entitlement Grants to Carry Out these Objectives

The City of Springfield is eligible to receive annually approximately \$4.4 million in federal Community Development Block Grant (CDBG) and \$1.8 million in the HOME Investment Partnerships Program funding. The City is also eligible annually for about \$183,000 in Emergency Shelter Grant (ESG) funds and \$480,000 in funds for Housing Opportunities for Persons with AIDS (HOPWA). OPED administers these programs for the City, and uses the funds to carry out Consolidated Plan goals.

Consolidated Plan, Annual Action Plan, and CAPER

As a means of guiding its federal housing and community development investments, the City prepares a Consolidated Plan every five years, which consolidates into a single document the planning and application requirements for Community Development Block Grant (CDBG), Emergency Shelter Grant (ESG), the HOME Investment Partnerships Program, and Housing Opportunities for People with AIDS (HOPWA) funding. This document is the FY2010–2014 Five-Year Consolidated Plan for the City of Springfield.

The Consolidated Plan contains an analysis of demographic and economic conditions in the City, a review of housing conditions and affordability, and an analysis of housing and community development needs, including needs of homeless and special needs population groups.

In addition to the Five-Year Consolidated Plan, the City completes two annual documents to provide information about its spending of federal housing and community development funds: the Annual Action Plan, which specifies how the City proposes to allocate the funds for the year; and the Consolidated Annual Performance and Evaluation Report (CAPER), which indicates how the City has spent its federal funds for the previous year.

Development of this Consolidated Plan required extensive research, an assessment of past accomplishments, consultations with non-profit and community organizations, and participation from residents. OPED considered 2000 census data, 2008 American

Community Survey estimates, US Bureau of Labor Statistics, data obtained from Policy Map, and the Warren Group as well as reports generated by the Commonwealth of Massachusetts, Mass Housing Partnership, the Massachusetts Health Department, and the Springfield Public Schools. Existing City plans and studies such as previous Consolidated Plans, the Urban Land Institute, the Volk/Zimmerman Housing Market Study, State Street and South End Revitalization plans, neighborhood strategic plans, the Open Space Plan, the Gateway Plus Action Grant, and reports from the Pioneer Valley Planning Commission were incorporated.

Community Input for the Consolidated Plan

The City used multiple vehicles to obtain community input into the City's review of needs and the planning process. Public hearings and formal comment processes will be discussed in Section 2. Additional community input part was obtained through consultation with multiple stakeholder groups and individuals, and a web-based survey of community residents.

Consultations for this Consolidated Plan included outreach to existing neighborhood organizations, the faith-based community, neighboring communities, and leadership within organizations that advocate for and provide services/support to Springfield residents. Reoccurring consultation themes included:

- *Vacant and Abandoned Buildings.* The number of vacant and abandoned buildings in the City is alarming; it contributes to a sense of the City in economic decline, breeds crime, and presents a barrier to the City's economic rebound.
- *Employment Opportunities/Job Creation.* Barriers identified included: lack of employment opportunities, education and training programs, and English as a Second Language programs.
- *Affordable Housing.* Barriers identified included: the level of public subsidy required to create affordable units in the Springfield market, the age, type, and condition of existing housing stock, and a various levels of community support due to misperceptions of affordable housing.
- *Infrastructure.* Issues identified included: accessibility, maintenance and appearance, improvement of open space and neighborhood recreation/community facilities.

Web-Based Survey. OPED conducted a web-based survey available in both English and Spanish to obtain direct input from residents. Surveys were additionally available at numerous community locations. The use of the internet and the supportive partnership with non-profit human service providers resulted in nearly 2900 resident responses. The input obtained from the survey is discussed throughout the document in the relevant subject matter sections.

Section 2:

HUD Requirements

Managing the Process

Institutional Structures

Citizen Participation Plan

Monitoring

Managing the Process

Lead Agency

The City used a collaborative approach to develop this Consolidated Plan. With the Office of Planning and Economic Development (OPED) as the lead agency, the plan drew on the expertise and the direct involvement of a number of City departments.

City Departments Involved in Development of Consolidated Plan

- Office of Housing
- Department of Health and Human Services
- Department of Public Works
- Office of Planning
- Office of Economic Development
- Department of Parks, Buildings and Recreation Management
- Department of Community Development
- Department of Elder Affairs
- Code Enforcement Department
- Office of Neighborhood Services

Overview of Plan Development

OPED and other City departments that implement community and economic development programs worked together to solicit input for the City of Springfield's Consolidated Plan strategy. Outreach included consultations with residents, private industry, and non-profit organizations, including Community Based Development Organizations (CBDOs). The input received from a broad base of organizations enabled the City to identify its community development, housing, homeless and special needs objectives. The City additionally hosted a web-based survey that resulted in input from over 2900 residents regarding City needs.

Process Participants

The consultation with such a diverse constituency is directly responsible for the City's comprehensive approach to community development. The consultation process included recent public hearings, meetings of key City boards and commissions, community meeting sponsored by neighborhood-based organizations, and regularly held meetings of community-based organizations and human service providers. More specifically, in developing this Consolidated Plan the City consulted:

Housing Services, Homeless Services Providers

RiverValley Counseling (HIV); New North Citizens Council (Anti-poverty); Law Consortium (HIV, Low-Income); YWCA (Victims of Domestic Violence); Mental Health Association (Mental health/Dual Diagnosis); Friends of The Homeless (Homeless); Mercy Hospital (Homeless); Springfield Partner's for Community Action (Anti-poverty); Open Pantry Community Services (Homeless); Massachusetts Justice Project (Low-Income); Square One (Low-

Income); and Human Resources Unlimited (Mental Health).

Private Sector

Chamber of Commerce; Springfield College; and the Regional Employment Board

HOPWA Consultation

City of Northampton; River Valley Counseling; HIV/AIDS Law Consortium; Mercy Hospital; New North Citizen's Council; Tapestry Health Systems; Cooley Dickinson Hospital

Social Services

New North Citizens Council; Holyoke-Chicopee-Springfield Head Start, Inc. ; The City of Springfield's Department of Adult Education; The Citywide Violence Prevention Task Force; The Mayor's Commission on Youth; The Mayor's Office of Elder Affairs; Greater Springfield Senior Services; Hungry Hill Senior Center; Pine Point Senior Center; Mason Square Senior Center; Catholic Charities; and Martin Luther King Family Services.

Health Services

Mercy Medical Center; Baystate Medical Center; Partners for a Healthy Community; American Heart Society, Springfield Chapter; American Cancer Society, Springfield Chapter; Northern Education Services; New North Citizens Council; The Springfield Health Coalition; The Massachusetts Department of Public Health (which sends Springfield data extrapolated from its state wide health indices system); The Massachusetts Office of Emergency Preparedness; and The Executive Office of Health and Human Services.

Lead Paint

The City is in regular consultation with the State's Department of Public Health/Childhood Lead Poisoning Prevention Program.

State Agencies

The City submitted the Draft Consolidated Plan to the Undersecretaries of Housing and Community Development and Economic Development on April 23, 2010 for review and comment.

Adjacent Government

The City notified and consulted with adjacent units of local government. Springfield's Office of Community Development sent notification of the Draft Consolidated Plan and the draft Action Plan web site availability to the Directors

of the Community Development Departments in the cities of Chicopee, Westfield, West Springfield, and Holyoke.

Public Housing Agencies

The City of Springfield has been actively engaged with the Springfield Housing Authority during the development of the Plan. A regional public housing authority, HAP Housing, was consulted during the Consolidated Plan development. HAP plays an integral role through its development division, which is a certified CHDO.

Metro Planning Agencies

The City of Springfield is an active member of the recognized regional planning agencies, including the Pioneer Valley Planning Commission and the Western Massachusetts Economic Council. Through this membership, the City has consulted with these organizations. City staff participate as a member of the Board of Trustees of the “Plan for Progress,” which is the region’s ten-year Economic Development Strategy.

The City will continue to solicit input from community development organizations in the area and will on an annual basis in our Annual Action Plan make adjustments to the City’s community development program to reflect input received.

Institutional Structure

OPED uses the same structure to administer and implement programs described in the Five-Year Consolidated Plan and Annual Action Plans as it used to manage the development of the Plans. Key Staff includes the Chief Development Officer, the Director of Housing, and the Director of Administration and Finance.

To implement the City’s strategy, during this five-year period, the City will use multiple providers and developers: private industry; non-profit organizations, including CBDOs, CHDOs; and City departments. Organizations will include those with experience serving homeless, at-risk and other vulnerable populations.

Consolidated Plan Delivery System

The utilization of a broad base of organizations to implement this Consolidated Plan will enable the City to address its community development, economic development, housing, homeless, and special needs objectives. However, while the number and abilities of the organizations and departments involved are an institutional strength, the City constantly works to fill gaps and find economies of scale through the coordination of projects and programs being conducted in the City. Such coordination is integral to the success of the Plan.

Potential partner organizations/firms include the organizations listed in the tables below. Some entities may be classified in more than one category; in order to be consistent each has been listed in the category that corresponds with the predominant function that is conducted pursuant to this Consolidated Plan.

Economic Development	
Affiliated Chambers of Commerce	MCDI
AIC	Latino Chamber of Commerce
Business Improvement District	Black Chamber of Commerce

Community Development	
5A	New North Community Center
AWAKE	Parents & Friends of Camp Star
Black Men of Greater Springfield	Pine Point Senior Center
Boat People SOS	Roca
Catholic Charities	Salvation Army
Criminal Justice Organization of Hampden Co.	South End Community Center
Dunbar Community Center	Springfield Boys & Girls Club
Forest Park Zoological Society	Springfield Girls Club Family Center
Friends of the Homeless	Springfield Partners for Community Action
Greater New Life Christian Center	Springfield Vietnamese American Civic Assn
Greater Springfield Council of Churches	Square One
Hungry Hill Senior Center	The Gray House
MAB Community Services	Urban League
Mass Fair Housing Center	Vietnamese American Civic Association
Martin Luther King Family Center	Western Mass Development Collaborative
New North Community Center	YMCA
	YWCA

Housing	
Better Homes	HAP Housing
Brightwood Development Corp.	Hungry Hill Community Development Corp.
Concerned Citizens for Springfield	Rebuilding Together
Criminal Justice Organization of Hampden County	Springfield Neighborhood Housing Services
First Resource Development	Winn Development

Homeless & Homeless Prevention	
Catholic Charities	Mercy Medical Center/Healthcare for Homeless
Center for Human Development	New England Farm Workers Council

Friends of the Homeless	New North Citizens Council
HAP Housing	Open Pantry Community Services/SMOC
Martin Luther King Family Services	Springfield Partners for Community Action
Massachusetts Career Development Institute	Western Massachusetts Legal Services
Mental Health Association	YWCA

Special Needs Populations	
Cooley Dickinson Hospital	New North Community Center
Criminal Justice Org. of Hampden Co.	Pine Point Senior Center
Dunbar Community Center	Rebuilding Together
HIV/AIDS Law Consortium	River Valley Counseling Center
Hungry Hill Senior Center	Roca
MAB Community Services	Square One
Massachusetts Fair Housing Center	YWCA
Martin Luther King Family Services	

In developing this Consolidated Plan, the City conducted a gaps analysis of the Consolidated Plan planning and delivery system. Areas of particular strength include:

- A web-based survey promoted by the Mayor’s Office with strong support from key Springfield employers and community organizations. The extensive, coordinated outreach resulted in over 2900 responses.
- The City is experienced at a city-wide performance-based budget including complete implementation of HUD’s performance measurement system. Beginning in FY06, City sub recipient budgets have included goals, objectives, and key performance indicators, including indicators for the departments responsible for implementing this strategic plan.
- The City uses a Citistat system to coordinate data collection and review and strategic planning across City departments. A particular strength of this approach is monthly NeighborhoodStat meetings, in which police, fire, code enforcement, housing, legal, public works, and planning departments look closely at conditions in particular neighborhoods and conduct cross-department strategizing to address issues.
- The City’s strong private-public partnership which has created and is implementing the City’s Ten-Year Plan to End Homelessness. This collaboration of business leaders, foundations, faith-based leaders, city officials, providers, advocates and consumers has effectively focused the City’s efforts on ending chronic homelessness, and has transformed the provider response to one focused primarily on Housing First.

Major gaps identified include:

- A significant impediment to addressing community needs is the lack of resources, particularly in regard to economic development, community development, and meeting community basic needs in a City with a very high rate of poverty.
- In the area of neighborhood stabilization, the City is limited specifically in the lack of resources to support housing development that is not income-restricted. A further limitation is the weak housing market in our area, which correlates with a lack of developers willing to invest in the City.

Public Housing Delivery System

The Springfield Housing Authority is governed by a five-member Board, with four of the Board members appointed by the Mayor, and one appointed by the governor. The City and the SHA have effectively partnered in the provision of services, including a homeownership program. The City annually reviews the SHA's plan for consistency with the City's Consolidated Plan.

Citizen Participation Plan

Solicitation of Citizen Input

The City of Springfield strives to encourage broad and meaningful citizen participation in the development of its five-year Consolidated Plan and its Annual Action Plans, particularly from those citizens most affected by community development programs. This Citizen Participation Plan describes the policies and procedures that the City of Springfield follows to ensure that participation is as inclusive as possible.

Encouragement of Citizen Participation

The City of Springfield encourages the input of low- and moderate-income residents by: (1) outreach campaigns that include web-based internet surveys; (2) community needs assessment meetings sponsored various neighborhood and special-population organizations; (3) dissemination of information in accessible and understandable formats; and (4) the use of a formal system to accept and respond to citizen comments, oral testimony and complaints.

To ensure participation among low- and moderate-income residents and public housing residents, the City posts notices and summaries of information at neighborhood councils, civic associations, and other places frequently patronized by residents, and the City conducts hearings at locations within those areas. The city extensively utilizes the city's website, www.springfieldcityhall.com to gather information and to disseminate plans.

When practical, the City uses *The Republican* and the Spanish newspaper, *LaVoz*.

The City is committed to making information available and accessible to all interested parties. At a minimum, the City provides information concerning proposed activities, including amount of assistance, range of activities to be undertaken and the amount that will benefit low- and moderate-income persons.

Publication of Materials/Notices of Hearings

A key element of citizen participation is information. To ensure that the City provides for maximum citizen participation and offers reasonable opportunity for examination and submission of contents, it:

- Publishes legal notices in the Springfield newspaper at least fourteen (14) days prior to any public hearings and/or when and where documents will be available for public review. To accommodate Spanish-speaking residents, the City also uses local Spanish media outlets.
- Notifies an extensive list of organizations and interested parties of the purpose, date, time and place of hearings and public review periods of the Consolidated Plan, Annual Action Plans, any substantial amendments and Performance Reports, with an invitation to attend all events. Organizations are encouraged to invite the people they serve. For announcements about the review process, notifications include locations where the documents are available for review.
- Uses the City's web site to publicize public hearings, periods of review, summaries of information, and other relevant information.

The City regularly reviews this policy and modifies it as appropriate.

Period of Draft Document Review

The City's Draft Consolidated Plan, Draft Annual Action Plan and any substantial amendments to these plans are made available for public review and comment for at least thirty (30) days prior to submission to HUD. Performance Reports are made available for public review and comment for at least fifteen (15) days prior to submission to HUD.

In order to increase the likelihood of citizen participation, Executive Summaries of these documents are available in English and Spanish for review at multiple locations, including the Office of Community Development, 36 Court Street, Room 101; the Office of Housing, 1600 East Columbus Avenue, 1st Floor; the Office of Planning and Economic Development, 70 Tapley St., and the Department of Health and Human Services, 95 State St. Electronic versions are sent to Neighborhood Councils and Civic Associations. Full documents are posted on the City's website at www.springfieldcityhall.com.

The City offers citizens the opportunity to present testimony at public hearings or, if they prefer, written commentary. All citizen input received, either orally or in writing, is incorporated into the City's Consolidated Plan, Annual Action Plan, Substantial Amendments and Performance Reports.

Public Hearings

The City conducts a series of public hearings to address housing and community development needs during the development of the Consolidated Plan and Annual Action Plan. The City holds at least two (2) hearings during the plan development phase. Hearings are held in centrally located sites that are able to accommodate individuals with mobility limitations.

In order to receive input on the Draft Consolidated Plan and Draft Annual Action Plans, the City holds a public hearing during the 30-day comment period. A synopsis of the public comments is prepared at the conclusion of the 30-day public review period. Senior staff members of the Office of Community Development review all input and recommend any modifications to be incorporated into the final version of the Consolidated Plan. All oral and written comments received are incorporated into the Consolidated Plan or Annual Action Plan, as are minutes of the meetings. If any comments are not accepted, the City sets forth the reasons within its Plan. A public hearing is held to obtain comments on the City's Performance Reports.

To address the needs of residents with disabilities and language barriers, the City publishes notices in English and Spanish, holds meetings in accessible buildings and utilizes a translator for its Spanish residents during the public hearings.

Amendments

Once the final Consolidated Plan has been submitted by the City of Springfield for HUD approval, significant changes to the accepted Plan require citizen notification and comment.

The Consolidated Plan or the Action Plan can be amended, in accordance with federal regulation 24 CFR 91.505, when the Community Development staff makes one of the following decisions:

1. To substantially change the purpose, scope, location or beneficiaries of the selected programs;
2. To change or add a Neighborhood Revitalization Strategy Area; or
3. When a change in HUD allocation is greater than 15% for the CDBG, ESG or HOME Programs.

The Community Development staff provides the public an opportunity to comment on any proposed amendments. A period of not less than thirty (30) days is allowed in which to receive comments on the proposed amendment(s) before said amendment(s) is/are implemented. A summary of all comments and views is attached to the amended Consolidated Plan or Action Plan.

If these actions occur within the fiscal year of the approved Plan, community development officials seek public opinion for the proposed change. A notice (published in English and Spanish) is placed in the local newspaper summarizing the significant change. The City makes available at the aforementioned locations information describing the details of the change to the Consolidated Plan. Public input is solicited for a period of 30-days and reviewed at the conclusion of that time. The proposed change accompanied by a summary of the public comments is submitted to the HUD regional office for review.

Complaints

Any citizen or interested party that has a complaint regarding the City's process or the policies and procedures concerning the federal programs, or with the content of the documents described within this section, may submit their grievance(s) in writing to the Chief Development Officer. The written complaint will be reviewed by appropriate staff. As is deemed necessary, other officials may be consulted. The City will respond to the complainant in a reasonable timeframe discussing the complaint and a proposed resolution, if necessary.

Although the City will accept oral complaints and will address them, it will not respond in writing to such complaint. However, the complainant will be informed of its option to submit a written grievance.

If a complainant is not satisfied with the City's written response, he or she may submit further written comment to that effect. At the Chief Development Officer's discretion, given the nature of the complaint, the complainant may be offered a forum to meet directly with officials to discuss the matter further.

Anti-Displacement Plan

The City is sensitive to displacement and the effect it has on surrounding areas. Therefore, prior to the commencement of a project funded through the City that could displace a person or persons, the Office of Economic Planning and Development will consider the overall public benefits of the project and discuss potential alternatives to determine whether the project should move forward. Authorization for displacement will be given only when there is significant public benefit that outweighs the displacement. In the event that displacement will occur, the City will provide the necessary assistance to

affected persons to minimize the trauma of displacement. Assistance could include: moving expenses, rental assistance, assistance with identifying other housing, etc. The actual type and level of assistance will be made on a case-by-case basis, but it will be sufficient to ease the transition for the displaced persons.

30-Day Review of Draft Plans

The Draft Consolidated Plan and Draft Action Plans were available from Thursday, April 8 through Friday, May 7th.

Copies of the Draft Executive Summary of the Consolidated Plan and Draft Annual Action Plan were available at the Office of Community Development, 36 Court Street, Room 101; the Office of Housing, 1600 East Columbus Avenue, 1st Floor; the Office of Planning and Economic Development; 70 Tapley St., and the Department of Health and Human Services, 95 State St. Full documents were posted on the City's website at www.springfieldcityhall.com.

A public hearing to obtain comments on the Draft Annual Action Plan was held on April 20, 2010 at 5:00 p.m. at City Hall, Room 220.

A notice about this review period, the availability of the draft plan, and the public hearing about the draft plan was published in the Republican on Wednesday, March 24, 2010, and a "save the date" flyer was mailed to the Office of Community Development's mailing list.

Summary of Citizen Comments or Views on the Plan

The City received two comments on the Plan. Madeline Allen, with the agency Boat People SOS, sought support for the Vietnamese and Amerasian community. Ms. Allen pointed out that this population is severely underserved and that it is important for the City to fund the Vietnamese Health Liaison Project.

Springfield Partners for Community Action (SPCA), the City's anti-poverty agency, submitted recommendations for the City's Anti-Poverty Strategy, which is set forth in Section 8. SPCA's recommendations address a broad range of goals, many of which the City has incorporated throughout the full Consolidated Plan, spread throughout sections on community development, economic development, housing, homeless, special needs, and the neighborhood revitalization strategy areas, as well as in the Anti-Poverty strategy section. In addition, the initial submission of the comments was rejected by the City's computer system, so the comments were received just as the Consolidated Plan was about to be submitted. City staff have not been able to fully review and address each item in the proposed plan in order to determine its consistency with the Consolidated Plan as written. The SPCA letter is included in full in the Appendix, and will review in detail,

with the goal of incorporating them into next year's Action Plan where appropriate.

Comments Not Accepted

The City accepted all comments and considered them with all other input and analysis that contributed to the final versions of the Consolidated Plan and Action Plan.

Monitoring

OPED, through its Community Development Administration Division (CD), has an established monitoring plan that governs the oversight of all sub recipient and interdepartmental contract agreements including:

- Community Development Block Grant (CDBG)
- HOME Investment Partnership Program (HOME)
- Emergency Shelter Grant (ESG)
- Housing Opportunities for Persons with AIDS (HOPWA)
- McKinney-Vento Homeless Assistance grants
- Neighborhood Stabilization Program (NSP)
- Homelessness Prevention and Rapid ReHousing Program (HPRP)

Most community development projects are implemented by CD, with internal monitoring via the Integrated Disbursement and Information System (IDIS) project reports, and strong internal procedures. For these projects and others implemented by City departments (such as public works), the CD staff fully understands and incorporates program requirements. The CD staff also undergoes an annual performance audit, to insure compliance with HUD regulations.

A comprehensive system has been developed by CD for sub-recipients in order to insure compliance with program and budget requirements. These sub-recipients are usually implementing a social service or housing program.

OPED has contractual agreements with sub recipients of the program funds that require compliance with programmatic statutes and regulations. OPED is responsible for ensuring that sub recipients comply with all regulations governing their administrative, financial and programmatic operations and confirm that the sub recipients are achieving their performance objectives within the contractual schedule and budget and performance measurement system. Per HUD's recommendation, OPED utilizes a coordinated project monitoring process, including coordinated fiscal and program on-site monitoring visits.

Main program files for CDBG-funded programs and projects are maintained within CD's central file system, but the programs and projects are managed by program delivery staff within their respective departments.

The Community Development Director of Administration and Finance has primary responsibility for long-term compliance with program and comprehensive planning requirements. In addition, CD staff oversees the fiscal monitoring of all activities funded through CDBG, HOME, ESG, HOPWA, NSP, and HPRP. CD monitors CDBG contracts with organizations, and inter-departmental agreements with other City departments.

The monitoring process includes these essential components:

a. Progress Reports

All sub recipients are required to submit status reports to their Program Monitor. Reports are reviewed by Program Monitors to ensure that sub recipients are undertaking the activities contained within the Scope of Service and that they have achieved or are making diligent efforts to achieve the goals and objectives contained within the contract.

b. Invoicing

Requests for payment are submitted on a reimbursement basis. The Sub recipient submits a Requisition Form accompanied by all source documentation totaling the amount of the request. Source documentation includes: time sheets, invoices, canceled checks, purchase orders, and other sufficient documentation to justify the expenditures. In addition to source documentation, all requests for payment must include a status/progress report.

The CD Administrative Division will review the request for payment to determine it is reasonable, appropriate and in accordance with the contract. If source documentation and monitoring are satisfactory, the request will be scheduled for payment. If deficiencies are found, the Sub recipient is notified immediately.

CD is unable to process any requests for payment that do not include source documentation and a current progress report. Payment is contingent on: 1) expenditures being in accordance with the contract; and 2) satisfactory monitoring with no other outstanding issues.

c. Monitoring Schedule

The CD Administration Division maintains a master contract schedule to track the dates and results of monitoring for all sub recipients and inter-departmental contracts. The schedule measures each contract against six risk factors.

- RISK FACTOR 1: Sub recipient is new to the program
- RISK FACTOR 2: Turnover of key staff
- RISK FACTOR 3: Prior compliance or performance problems

- RISK FACTOR 4: Sub recipient is carrying out a high risk activity (e.g. economic development)
- RISK FACTOR 5: Multiple CDBG Contracts for the first time
- RISK FACTOR 6: Reports not turned in on time

Any contract not included in the program monitoring schedule is subject to “bench monitoring.” This process involves contract scope review and review of monthly report forms and monthly narratives submitted by the sub recipient.

d. On-Site Monitoring

A notification letter is sent to the sub recipient confirming the date and the scope of the monitoring and a description of the information that will be required at the visit.

At the visit, the monitor will review project files to verify: (1) that the activities undertaken by the sub recipient are appropriate to satisfy the contractual obligations; (2) the accuracy of the information contained within the monthly progress reports; and (3) that the sub recipient is properly administering and implementing the program within federal guidelines. In addition, the Monitor ensures that the sub recipient is achieving or making diligent efforts to achieve the goals and objectives stated in the contract.

e. Follow-up

As a follow-up to a monitoring visit, the monitor will send a determination of compliance letter notifying the sub recipient of the monitoring results. The letter will detail the purpose of the visit, provide feedback, and address areas for improvement, if necessary. This letter will be reviewed by the appropriate party prior to being sent to the sub recipient.

If the monitor identifies findings, corrective action will be recommended to the sub recipient. If the monitor has any concerns, specific recommendations will be provided to the sub recipient. The sub recipient will be required to provide to CD a written response describing how the sub recipient will resolve any findings and correct any deficiency identified in the letter.

Upon receipt of a sub recipient’s response to identified findings or concerns, the Monitor will determine if a follow-up site visit is necessary to ensure that (1) corrective action was taken; and (2) the agency is now complying and performing in accordance with its contract.

f. Long Term Compliance

Projects that have long-term compliance requirements are monitored annually to

ensure compliance with funding terms.

The City's monitoring policy requires unit inspections and tenant rent and income certifications of Federally-assisted properties every year. All rental units subsidized with CDBG, HOME and Lead Based Paint Hazard Control funds must be recertified to determine that the rent and/or income remains in compliance with the HUD rent and/or income limits for the project and that the units are occupied by income-eligible tenants. In addition, every Federally-assisted unit is inspected to determine compliance with HUD's Housing Quality Standard.

During the Restriction Commitment Period required by the particular loan documents, the City undertakes regular on-site monitoring visits to ensure that self-reporting on income and rent certification is accurate, and to ensure that all program requirements and policies are in compliance with federal requirements.

Section 3:

General Narrative

Geographic Focus

Basis for Allocating Investments

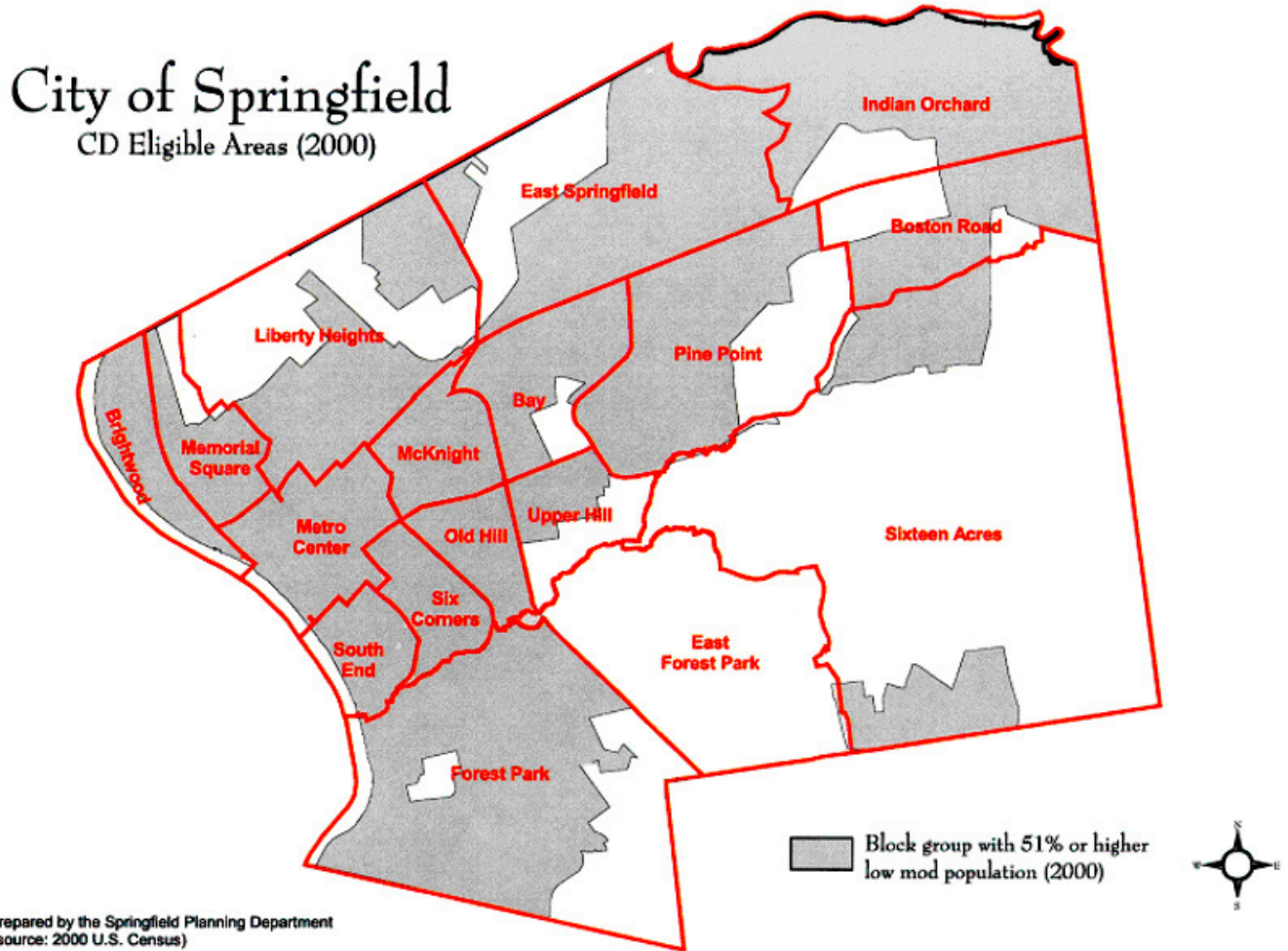
Obstacles to Meeting Underserved Needs

Federal Stimulus Funding

Priority Needs Analysis and Strategies

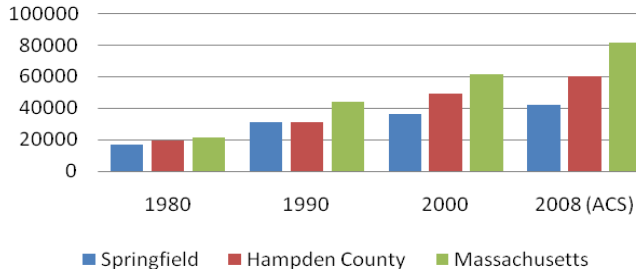
Geographic Focus

The City of Springfield proposes to expend its CDBG allocation predominately within census block group areas made up of 51% or more low/moderate income population. The City estimates that it will spend more than 70% of its CDBG funds within the City's CDBG target area. The map below illustrates the CDBG eligible areas.

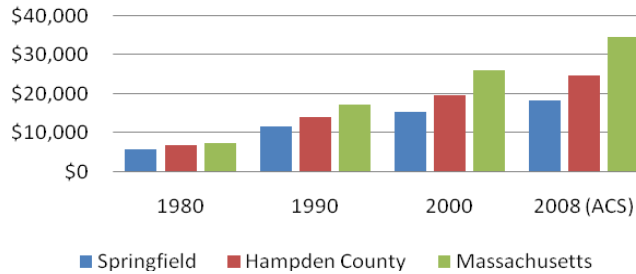


One of the greatest challenges facing Springfield is the number of residents who live in poverty, and the fact that the extent of poverty has been growing in the City over the last thirty years. While income of City residents lagged behind the balance of the Commonwealth in 1980, the gap widened in the between 1980 and 2010. In 2000, Springfield's median family income was 58.8% of that of the Commonwealth. The median income of the City has not kept pace with that of the region or the Commonwealth. This widening income gap has significant implications on every aspect of life within the city.

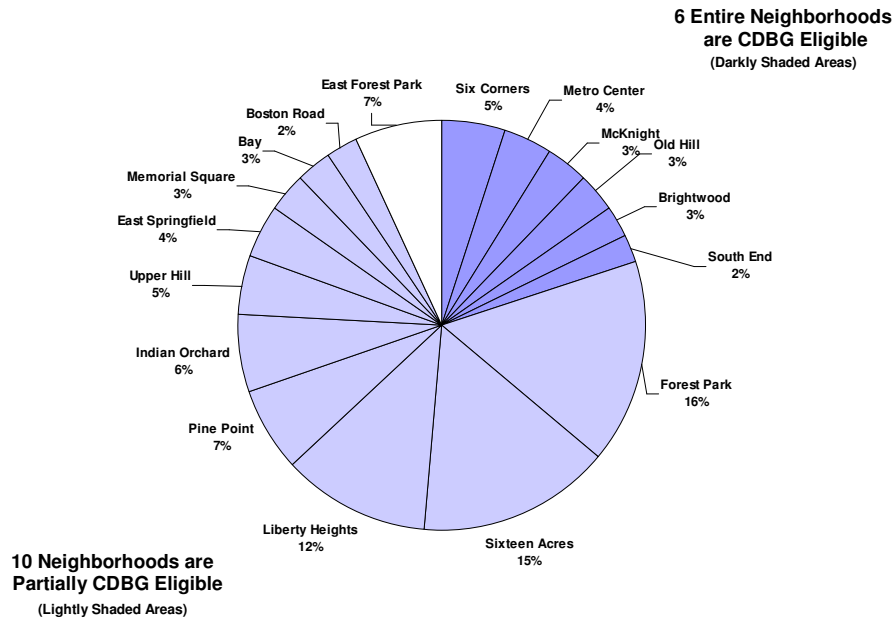
Median Family Income, 1980-2008



Per Capita Income, 1980-2008



The increase in the number of families living below the poverty level has resulted in most areas of the city being predominately comprised of low- to moderate-income individuals. Of the 17 City neighborhoods, 6 are entirely CDBG eligible and 10 are partially eligible.



Source: Springfield Planning Department analysis of 2000 US Census

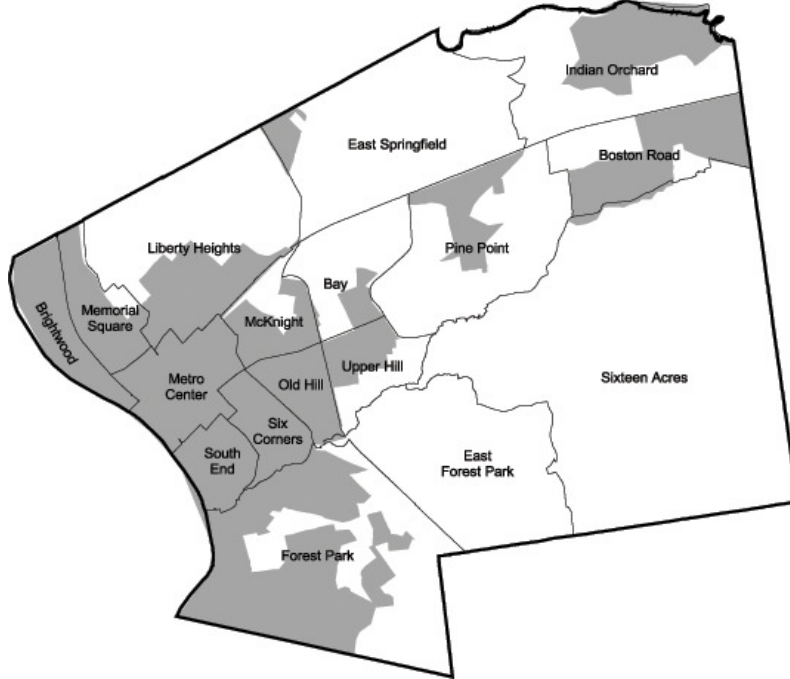
The eligible area includes the block groups and census tracts listed in the table below. Within this area, the City will prioritize eligible projects within its proposed Neighborhood Revitalization Strategy Areas (NRSA), described in more detail in Section 9 of this Consolidated Plan.

TRACT	BLK GRP	NRSA	LOW MOD PCT	TRACT	BLK GRP	NRSA	LOW MOD PCT	TRACT	BLK GRP	NRSA	LOW MOD PCT
8026.01	3		59.9	8018.00	6	✓	85.7	8011.01	2	✓	100.0
8026.01	4		55.8	8017.00	3		75.4	8009.00	1	✓	86.0
8026.01	5		68.2	8017.00	4		64.0	8009.00	2	✓	81.6
8023.00	1		56.2	8017.00	5		65.8	8009.00	3	✓	95.2
8023.00	2		51.8	8017.00	6		67.4	8009.00	4		70.3
8023.00	4	✓	82.8	8016.05	2		54.2	8009.00	5	✓	89.9
8023.00	5		74.4	8016.03	1		52.3	8008.00	1	✓	90.2
8023.00	6		75.4	8016.02	1		55.9	8008.00	2	✓	84.0
8022.00	1		67.8	8015.03	1		63.5	8007.00	1	✓	85.4
8022.00	2		65.2	8015.03	2		66.0	8007.00	2		75.4
8022.00	3		77.8	8015.02	1		56.3	8006.00	1	✓	85.9
8021.00	1	✓	78.6	8015.02	4		72.4	8006.00	2	✓	96.6
8021.00	4	✓	56.6	8015.01	3		71.4	8006.00	3	✓	99.4
8021.00	6		53.1	8015.01	4		52.1	8005.00	1		61.1
8021.00	9		67.1	8014.02	1		57.1	8005.00	2		56.9
8020.00	1	✓	85.7	8014.02	4		59.1	8004.00	2		53.8
8020.00	2	✓	86.2	8014.01	5		74.3	8004.00	4		54.1
8020.00	3		79.1	8014.01	6		78.2	8004.00	5		62.7
8019.00	1	✓	84.3	8013.00	1		75.2	8004.00	6		66.1
8019.00	2	✓	84.3	8013.00	2	✓	85.2	8003.00	1		59.0
8019.00	3	✓	78.4	8013.00	3		63.2	8002.02	1		52.6
8019.00	4	✓	81.7	8013.00	5		58.4	8002.01	3		58.6
8019.00	5	✓	86.6	8012.00	1	✓	92.7	8002.01	6		69.4
8019.00	8	✓	83.0	8012.00	2	✓	82.4	8001.00	1	✓	80.6
8018.00	1	✓	79.0	8012.00	3		63.4	8001.00	2		54.8
8018.00	2		64.4	8011.02	1	✓	61.1	8001.00	4		74.4
8018.00	3	✓	81.9	8011.02	2		84.3	8001.00	5		72.0
8018.00	5		68.9	8011.01	1	✓	86.6	8001.00	8		65.1

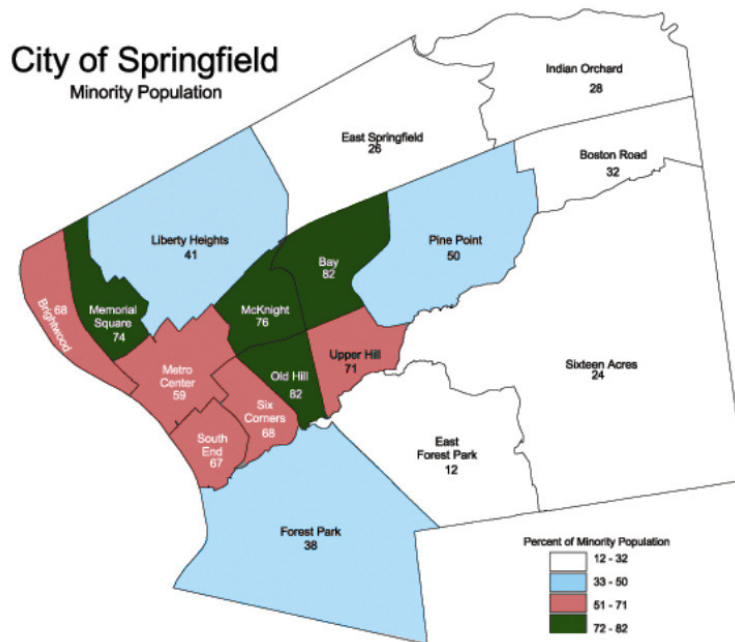
Source: Springfield Planning Department analysis of 2000 US Census

Low Income and Minority Concentrations. Within the Low/Mod CDBG-eligible areas, many neighborhoods contain concentrations of low-income and/or minority populations.

City of Springfield Areas of Low Income Concentration



There is overlap between the neighborhoods with greater-than-average rates of low-income households, and neighborhoods with greater-than-average minority population.



Basis for Allocating Investments

Springfield's investment of CDBG funds is based on whether the activity falls within a City funding priority, whether the service is an eligible activity, and whether the service or need meets a national objective. In addition, the activity must meet one of the following CDBG objectives: (1) provide a suitable living environment; (2) provide decent housing; and (3) provide economic opportunity.

Resources are allocated to maximize the benefits to residents within target areas. While public infrastructure, parks, open space, and public facility type projects are exclusively within targeted areas, other strategic investments are made for the benefit of low- and moderate-income residents throughout the City. In order to meet high priority needs of the community such as job creation and economic development, it may be necessary to invest outside low/moderate census tracts.

HOME Investment Partnership Funds (HOME) may be utilized to rehabilitate rental housing, directly assist homebuyers, provide tenant-based rental assistance, and produce and/or preserve affordable housing citywide.

Public investments of federal and other funds will be in direct response to priority needs that are detailed at length throughout the Consolidated Plan. The needs were identified through consultations with community stakeholders, input directly from residents, and assessment of relevant data and existing plans.

ESG and HOPWA funds are targeted to meet the identified needs of the eligible populations within the geographic area. For ESG, the service area is the City of Springfield. Investments are made in accordance with relative priority and statutory spending caps. HOPWA funds are allocated throughout the EMSA which includes the tri-county area. HOPWA funds are allocated primarily to alleviate the housing cost burden for eligible households.

Obstacles to Meeting Underserved Needs

While numerous obstacles inhibit the City's work to meet underserved needs and subpopulations, the primary ones are:

- The tremendous level of need, which has increased due to the current economic crisis. More and more families are struggling to make ends meet, relying more heavily on public services and programs. This challenge is compounded by a reduction in existing service programs in recent years.
- The limitations of traditional housing resources within "weak markets." Existing affordable housing resources are designed to produce or preserve affordable housing, often with the unintended results of concentrating families living in poverty. The absence of funding for neighborhood revitalization in cities with weak or distressed

housing markets while partially attributable to resource scarcity is an ongoing challenge.

- High rates of housing abandonment and foreclosures have impacted municipal tax revenue thereby compromising the City's ability to delivery basic services. Healthy neighborhoods require an appropriate level of municipal services. When lacking these services, spiraling disinvestment leads to further decline. This potential disinvestment presents a tremendous obstacle.

Federal Stimulus Funds

A complete listing of resources available under the Housing and Economic Recovery Act of 2008 (HERA), and the American Recovery and Reinvestment Act of 2009 (ARRA) is included within the Appendix. Funds that are directly administered by OPEd in furtherance of the housing and community development goals and objectives are included within this narrative.

The City of Springfield was awarded \$6.38 million in stimulus funds, in response to applications submitted to HUD and the Commonwealth's Department of Housing and Community Development (DHCD). These funds are one-time grants released by the federal government for the purpose of stimulating the economy during the current recession and addressing home foreclosures at the local level. The applications for Stimulus funds include:

Community Development Block Grant (CDBG-R) Program funds in the amount of \$1,111,756 were awarded based upon an application submitted to HUD. The Springfield Office of Community Development, in coordination with the Mayor's office, identified the following projects for funding provided by CDBG-R:

- Job training: health/construction/green technologies, New North Community Center, \$300,000
- Job training: culinary arts, Massachusetts Career Development Institute, \$90,000
- Job creation: acquisition of a new building to expand green business, ReStore, \$200,000; acquisition of new building, Western Mass Development Collaborative, \$100,000
- South End sidewalks, Springfield Department of Public Works, \$300,000

Homeless Prevention and Rapid Re-Housing Program (HPRP) funds in the amount of \$1,700,802. These funds support two new initiatives:

- Homelessness Prevention and Rapid ReHousing program for Families, HAP Housing, \$1.1 million.
- Rapid Rehousing for Individuals and Housing Court program, a collaboration of

Catholic Charities, Friends of the Homeless, Health Care for the Homeless, \$570,000.

Neighborhood Stabilization Program (NSP) funds in the amount of \$3,566,772. Of this amount, \$2,566,272 was a direct federal award to the City from HUD, and \$1,000,500 was awarded by the Massachusetts Department of Housing and Community Development. NSP funds are to assist communities in obtaining foreclosed or abandoned homes or sites and rehabilitate, resell, or redevelop them. The aim of the program is to stabilize communities most severely affected by the foreclosure crisis.

The City is using the NSP funds for the following activities in the neighborhoods of the South End, Six Corners, Old Hill and lower Forest Park:

- Rehabilitation of foreclosed or abandoned homes, resulting in seven new homes available for homeownership; two of these are two-family homes, each also producing a rental unit.
- Redevelopment of vacant or abandoned lots in residential neighborhoods, resulting in six new homes available for homeownership.
- Demolition of distressed residential structures and blighted commercial buildings, including the Spruce Manor Nursing Home, 609-611 Main Street, and 65 Oswego Street, as well as several deteriorated houses.

Stimulus funds will be reported separately in future Consolidated Annual Performance and Evaluation Reports (CAPER). CAPERs will include detailed expenditure and accomplishment data.

Priority Needs Analysis and Strategies

OPED relied on several factors to define the City's overall priority needs in the areas of economic, community, neighborhood and housing development. These included the following:

Community Outreach. The citizen participation plan provided the framework for community outreach. Public hearings were held at a time and place convenient for input from interested parties. In addition, a web-based survey received over 2900 responses. Interviews and consultations were conducted and a draft Consolidated Plan was made available to the public.

Staff and Consultant Knowledge. OPED staff provide a continuous assessment of need and programmatic efforts to meet that need. Staff input was integral to the development of the Consolidated Plan. Staff consulted with numerous agencies and stakeholder groups.

Research. The 2000 U.S. Census was an important source of reasonably current

information on population and housing. CDD considered 2000 Census data, 2008 American Community Survey estimates, data obtained from Policy Map and the Warren Group, as well as reports generated by the Commonwealth of Massachusetts, Mass Housing Partnership, and the Massachusetts Health Department. Comprehensive Housing Affordability Strategy data was used in the Housing Needs Table and elsewhere in the Consolidated Plan.

Planning Efforts and Documentation from the City of Springfield. These documents included previous Consolidated Plans, the Open Space Plan, the Gateway Plus Action Grant, the Continuum of Care application, and the Neighborhood Stabilization grant application.

Springfield's community development efforts are challenged by significant obstacles, which include:

The extent of existing community need. Factors include:

- Springfield has the sixth highest rate in the nation for child poverty, at 45%. More than three-quarters of the students in the Springfield Public Schools qualify for free or reduced price lunch.
- Overall, almost 20% of Springfield households have incomes below the poverty rate.
- Single parents represent 53 percent of all households with children.
- Fourteen percent of the City's population has some type of disability.
- Springfield's unemployment rate for 2009 averaged 11.7%.
- Educational attainment is considerably below national and state-wide statistics with only 73 percent of adults having a high school degree and less than 10 percent receiving a bachelor's degree.
- Almost 10% of Springfield households are linguistically isolated.

Current market conditions complicate redevelopment efforts. Housing factors include:

- Foreclosure rates that lead the nation and are continuing to increase.
- Construction costs that exceed housing value.
- A residential vacancy rate of 13%.

The *current economic crisis* has created limitations on available public resources to support households in need, has impacted the availability of resources for housing redevelopment, especially within the Low Income Housing Tax Credit market, and has reduced access to credit for small businesses.

Priority Needs Analysis and Strategies

Five-Year Consolidated Plan Goals Based on review of the data presented in this document, as well as input received through an extensive community engagement process, the City has established the following 12 top-level goals to guide its funding and community development decisions during program years 2010 through 2014.

Economic Development Goals

1. Promote an environment that encourages entrepreneurship, strengthens existing businesses and expands economic opportunities.
2. Develop and execute strategies that promote development within neighborhood commercial corridors.
3. Prepare and promote existing commercial sites for development.
4. Expand job training and readiness programs to effectively develop a competitive workforce.

Community Development Goals

5. Improve the physical environment of the City through enhancement of streets and streetscapes, parks and open space, and remediation of blight.
6. Provide support and increased opportunities for residents of Springfield, with a particular focus on the City's youth.
7. Support creation and maintenance of appropriate community facilities to serve residents' needs.

Neighborhood Stabilization and Housing Goals

8. Increase housing stability throughout the City, with a particular emphasis on neighborhoods in need of revitalization.
9. Improve the quality of the City's housing stock.
10. Preserve and expand housing options in order to provide opportunity for residents to access safe, sanitary and affordable homes.

Special Needs Populations

11. Continue efforts to end homelessness throughout the City and region, while continuing to meet the emergency needs of people experiencing a housing crisis.
12. Support special needs populations with housing options, supportive services, and facilities as appropriate.

Neighborhood Revitalization Strategy Area (NRSA)

Springfield has designated the neighborhoods of the South End, Six Corners/Old Hill and Brightwood/Memorial Square., as Neighborhood Revitalization Strategy Areas (NRSAs), in which the City provides concentrated investment as a strategy to bring about clear measureable revitalization results. The revitalization goals for the existing NRSAs include improved public infrastructure, expanded economic opportunities through job creation, and increased economic diversity achieved through market rate housing.

Specific goals and strategies for the NRSAs are detailed in Section 9.

Section 4:

Community and Economic Development

Demographic Data and Trends

Employment and Workforce Data

*Community Input regarding Economic Development,
Infrastructure and Human Resources*

*Community and Economic Development Needs and
Priorities*

Community Profile

Demographics

Population. Springfield is the third largest city in the state of Massachusetts and the fourth largest city in New England. The size of Springfield’s population has remained stable since 1990, hovering around 150,000 people. There are 591,932 people in the Springfield metropolitan statistical area.

Race and Ethnicity. The City’s population in 2000 was 21% African American and 56% white; the 2006-2008 American Community Survey indicates that the percentage of African Americans in the City has remained stable, but the percentage of population that is white has declined slightly, to 51%. The Hispanic population appears to be growing: 27% in 2000, it is estimated to have increased to 35% in the 2006-2008 ACS. Data from 2000 indicates that 85% of Hispanics in the City are Puerto Rican.

Age. More than a quarter of Springfield’s population is under 18, making the City population younger than Massachusetts as a whole. This age distribution reflects the fact that the City is very diverse, and both the Hispanic and African American populations have very young age distributions. Nearly 40% of the City’s Hispanic population is under 18, and 32% of the City’s African American population is under 18. Compared to eight similarly-sized cities, Springfield has the highest percentage of the population that is Hispanic and the highest percentage that is under 18.¹ Among students in the Springfield Public Schools in the 2009-2010 school year, 55% are Hispanic, up from 38% in the 1994-1995 school year.

The 2008 American Community Survey estimated that 16,429 persons over the age of 65 live in Springfield, representing about 11% of the total population. Of this group, 11%, or 1844, met the characteristics of the “frail elderly”—non-institutionalized seniors with a self-care disability. This local number exceeds the estimated 8% frail elderly of the 800,000 seniors in the Commonwealth. Among elderly households in Springfield, the poverty rate is just under 12%.

Language and Linguistic Isolation. Throughout the City, almost 32% of Springfield residents over the age of five spoke a language other than English at home; 24% speak Spanish at home. Nine percent of City households are linguistically isolated, meaning that no member of the household 14 years and older speaks English only and no one speaks English “very well.” Most of the City’s linguistically isolated households (69%) are Spanish-speaking; 24% speak Indo-European languages and 6% speak Asian and Pacific Island languages.

¹ “A Demographic and Economic Analysis of the City of Springfield,” Pioneer Valley Planning Commission, September 2006. This analysis is based on 2000 US Census; the peer cities are Dayton OH, Eugene OR, Fort Lauderdale FL, Hartford CT, Huntsville AL, Syracuse NY, Tallahassee FL and Worcester MA.

In the Springfield Public Schools, 13% of students are identified as Limited English Proficient, and 23% do not speak English as a first language.

Immigrant Population. Immigrants to the United States represent a sizable portion of the population in Springfield. US Census 2000 indicated that almost 8% of the population in Springfield is foreign-born, 38% of whom had entered the United States between 1990 and March 2000. Springfield had a higher percent of foreign-born residents than Hampden County (7.2%), but a lower percentage than the State (12%) as a whole. Springfield had a higher percent of recent immigrants (between 1990 and March 2000) than Hampden County (36%), but a lower one than Massachusetts (40%). The largest number of foreign-born residents was from Latin American countries (33.5%), followed by those from European Countries (33%) and Asia (24%).

Persons with Disabilities. In 2008, an estimated 21,691 people residing in Springfield—about 14%—had some type of disability.

Household Size, Composition and Income

Household Size. According to 2006-2008 ACS, the average household size in Springfield is 2.57, unchanged from 2000 US Census. The US average is slightly higher, at 2.61.

Family households. Thirty-five percent of Springfield households include children, and of these households, a full 53% are headed by single parents. Two out of every five families in Springfield is headed by a single mother, and the City's single-female-headed households have median incomes less than half that of married-couple families.

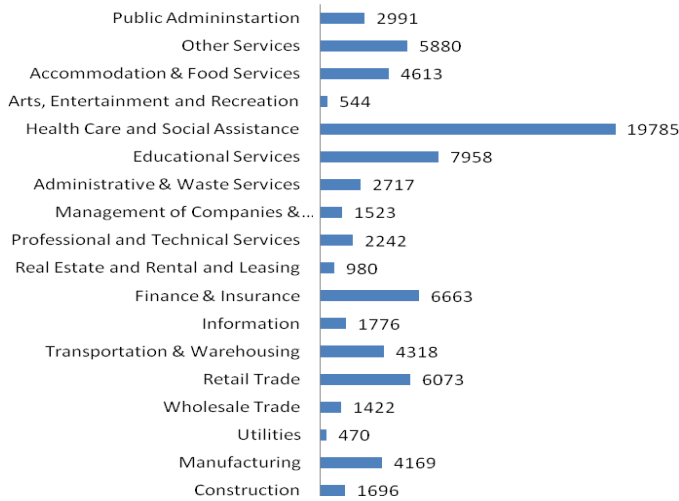
Household Income. According to the 2000 US Census, the median household income in Springfield was \$30,417. This amount was just 72% of the median US income.

Poverty Rate. Springfield has a high poverty rate, at 19%. ACS 2006 data places Springfield sixth in the nation for child poverty, with a rate of 44.6%. More than three-quarters of the students in the Springfield public schools qualify for free or reduced price lunch.

Economy and Unemployment

Employment. The City of Springfield is the commercial center of the Pioneer Valley Region, with more than one-quarter of the region's jobs and more than one-fifth of the region's industrial land. Springfield is home to eight of the region's twenty largest employers, including Massachusetts Mutual Life Insurance Company, Solutia (Division of Monsanto Chemical Co.) and Smith & Wesson Company. Among the city's largest employers are three hospitals, two colleges, one financial services firm and two manufacturers.

Springfield Employment By Industry, 2008



In 2008, the City had an average of 75,819 jobs. The largest industry, by far, was health care and social assistance, which represented 26% of all jobs.

According to analysis completed by the Pioneer Valley Planning Commission, Springfield’s growth industries appear to be health care; educational services; arts, entertainment and recreation; and other services.² Financial services and metal manufacturing are also substantial industries in the City.

Unemployment. The Springfield area’s unemployment rate generally follows the trend of Massachusetts but is consistently about two percentage points higher. In January 2010, the Springfield, MA-CT Metropolitan NECTA unemployment rate was 11.5%, and the Massachusetts rate was 9.5%. Within the City, the City’s 2009 labor force averaged 66,697, with 58,887 employed, an 11.7% unemployment rate.

Workforce

Educational Attainment. Only 18% of Springfield adults have at least a four-year college degree, compared to more than a third of Massachusetts adults. More than one quarter of the population does not have a high school degree.

	U.S.	Massachusetts	Springfield
Percent high school graduate or higher	80%	85%	73%
Bachelor's degree	16%	20%	9%
Master's degree	6%	9%	4%
Professional degree	2%	3%	1%
Doctorate degree	1%	2%	1%

² “A Demographic and Economic Analysis of the City of Springfield,” Pioneer Valley Planning Commission, September 2006.

In the United States, education level is an important predictor of employment: the higher the education level, the lower the rate of unemployment. For example, in 2009 the unemployment rate was less than 5% for those with college degrees or higher. After decades of loss of manufacturing jobs in Springfield, the City has a diminishing number of jobs that do not require a college degree.

Education is also key to level of household income. The family income of those who drop out of school falls far below the family income of those who complete college. At the same time, the income of those with less than a college degree has not increased for three decades or more.³

Industries and Occupations. Springfield's resident workforce is employed in comparable industries to the workforce throughout Hampden County, but Springfield residents tend to be employed in the lower-wage occupations within those industries. For example, in the health care industry, residents of Springfield are more likely to be employed in service occupations while residents of the rest of the county are in management or professional occupations.

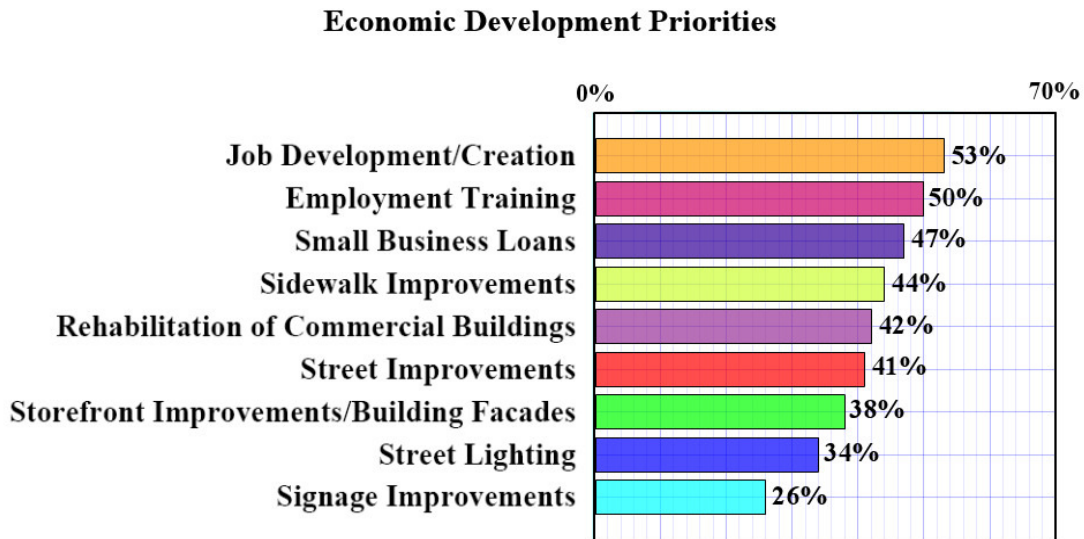
Residents in Springfield are heavily concentrated in service and sales or office occupations. Based on an assessment of national occupational projections, in order to be prepared for the future economy, Springfield residents will need to develop the skills and acquire the education necessary to move into management, professional and financial occupations. Office and administrative occupations are expected growth areas as well.

Community Input

In order to understand City residents' needs and priorities, OPED conducted a web-based survey in both English and Spanish, which was responded to by over 2900 individuals. Survey responses related to economic and community development are summarized beginning on the following page.

³ ["America Needs More Economic Mobility," Ron Haskins and Isabel V. Sawhill, March 29, 2010, http://www.huffingtonpost.com/ron-haskins/america-needs-more-econom_b_517579.html](http://www.huffingtonpost.com/ron-haskins/america-needs-more-econom_b_517579.html)

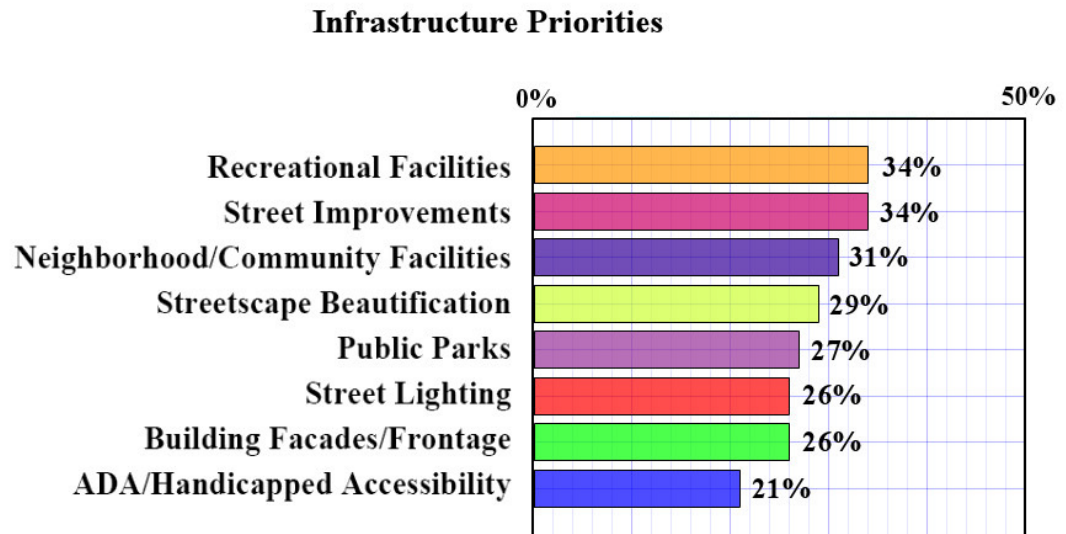
Community Input: Economic Development Needs



Survey respondents rated the following Economic Development Needs as critical:

- *Job Creation/ Job Training.* Every agency participating in the community consultation process identified job development and training as a priority need.
- *Increased lending* for small local businesses. Additional lenders and affordable loans need to be available to ensure local entrepreneurs have the opportunity to fund or expand their businesses.
- *Sidewalks* need to be built and repaired throughout the City to encourage neighborhood-based economic development, as well as provide residents easy access to local retail establishments and services.
- *Commercial Building Improvements.* Commercial renovation is needed to increase the appeal of target neighborhoods to local businesses and entrepreneurs. Another commonly identified need was for business façade improvements/storefront rehabilitation.

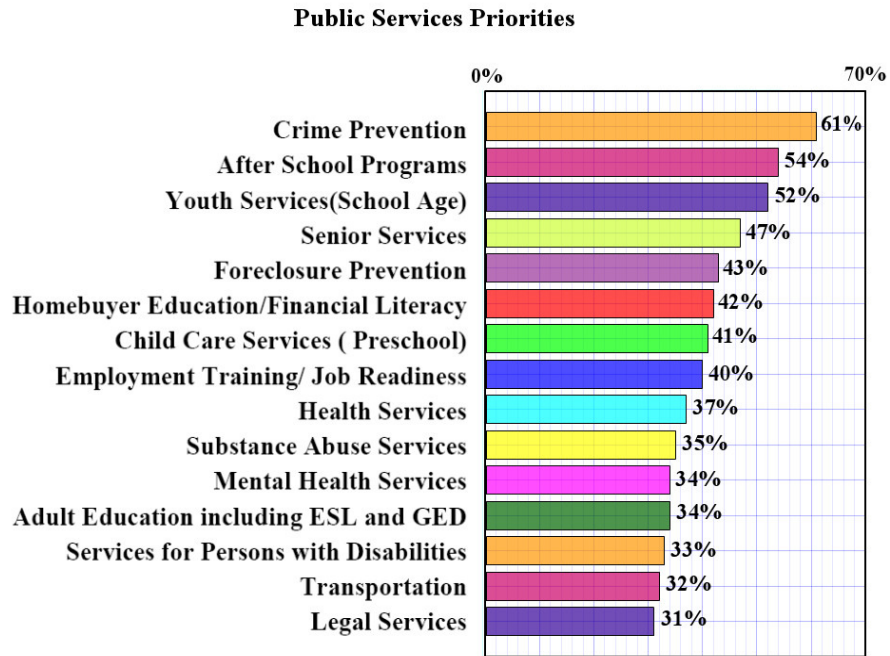
Community Input: Community Development/Infrastructure Needs



Specific Community Development/Neighborhood Improvement needs included:

- *Public Facilities, Parks, and Open Spaces*, including the expansion of community and recreational facilities within neighborhoods. The improvements of public parks was also identified.
- *Streetscape Improvement* including both road reconstruction as well as streetscape beautification. Improvements should include graffiti removal, overall cleanliness, and other enhancements.
- *Neighborhood and Community Facilities*. The expansion of community and recreational facilities within neighborhoods was viewed as an opportunity to meet the needs of vulnerable populations. Respondents identified a particular need to address the needs of youth.

Community Input: Human Services Needs



Respondents saw funding for social services as a critical need. The public commented that the organizations providing social services to Springfield residents do a good job, but they lack adequate funding—the demand is simply too great. Youth programming was identified as a critical need. The City’s youth need increased and improved after school programming, job training, and opportunities for internships. The correlation was drawn between lack of youth programming, low educational attainment, and crime.

Economic and Community Development Needs and Priorities

Based upon the compelling data presented within the Community Profile, as well as input from the community, it is clear that Springfield's single greatest community development need is to create economic opportunity for its residents. A comprehensive economic and human resources development strategy is essential for addressing the high level of poverty and the degree of concentrated poverty within the City. The problems associated with concentrated poverty appear to be deeper and on a different scale than problems caused by poverty alone, and the problems of concentrated poverty appear disproportionately impact people of color within the City.

The creation of stable neighborhoods and economic opportunity for all residents provides support for individuals who live in the City and also supports creation of an overall healthy vibrant community. The City's goal is to provide a community where it makes economic sense for people to invest their time, money, and energy.

Economic Development

OPED has established four key goals toward increasing economic empowerment:

1. Promote an environment that encourages entrepreneurship, strengthens existing businesses, and expands economic opportunities.
2. Develop and execute strategies that promote development within neighborhood commercial corridors.
3. Prepare and promote existing commercial sites for development.
4. Expand job training and readiness programs to effectively develop a competitive workforce.

OPED will fund economic development services in the following broad categories:

Business Assistance in the form of improvements to the physical conditions, the provision of technical assistance to businesses located or seeking to expand, and support for projects that will lead to the creation of jobs for the low- and moderate-income residents.

Business assistance includes exterior building improvement in order to assist business centers with enhanced image and to create welcoming shopping areas. The City will continue to administer a Neighborhood Storefront Improvement Program to address the need for exterior building improvements to improve "curb appeal" and create jobs by expanding business.

Targeted Neighborhood Commercial Area Assistance to revitalize neighborhood commercial corridors and shopping areas and reestablish their historic roles as central

places to shop, work and meet neighbors. OPED will continue to designate specific commercial corridors for targeted assistance through programs such as “Neighborhood Centers” which targets public improvements in business centers, such as new trees, signs, and street furniture. These programs are determined through focus planning and data analysis on strengthening corridors; align and leverage resources; make neighborhood commercial corridors more welcoming places; and develop systems to attract and retain businesses along corridors.

Specific programs supporting these goals include:

Neighborhood Centers. A program aimed at making capital investments in business nodes of CDBG-eligible areas. Over \$248,000 has been recently awarded to adding new trees, street furniture, and street signs in these centers where neighborhood residents shop and utilize services.

Small Business Loan Program. A program dedicated to making available small amounts of capital to assist business growth for items like small equipment purchases.

Neighborhood Storefront Improvement Program. A program designed to assist small storefronts with exterior improvements to create a more inviting appearance.

South End Business Assistance. A program in development that will leverage the significant investment currently being made in this neighborhood in infrastructure, by offering small grants to businesses locating in currently vacant/boarded up retail storefronts.

Lyman Street Lofts. A program in development highlighting and preserving a group of vacant downtown properties recently assembled by the city through the tax title process, targeted for arts/arts-related live/work space, creating new affordable workspaces for the creative community in Springfield to grow and prosper.

Community Development

OPED has three primary community development goals:

1. Improve the physical environment of the City through enhancement of streets and streetscapes, parks and open space, and remediation of blight.
2. Provide support and increased opportunities for residents of Springfield, with a particular focus on the City’s youth.
3. Support creation and maintenance of appropriate community facilities to serve residents’ needs.

Improve the Physical Environment: Infrastructure and Blight Remediation

Recognizing that blight undermines a community's quality of life by depressing property values and creating a perception that an area is unsafe and unclean, OPED's economic and community development activities include a strong focus on improving the physical environment and streetscape appearance. Attractive amenities such as parks, streetscapes, libraries, and recreation centers make neighborhoods more desirable. To address these impediments and transform neighborhoods, OPED will coordinate the following capital investments:

Streetscape Improvements/Beautification. Improvements to public streets including putting in new curbs, sidewalks, lighting and trees so these areas will be appealing places for residents to shop and work. Upgraded streetscapes signal to the community that a neighborhood is safe and well-maintained. The selection of streets/sidewalks will be undertaken in a systematic process that will give priority to the following:

- Neighborhood Revitalization Strategy Areas (NRSAs);
- Neighborhood Stabilization Program (NSP) areas;
- Streets surrounding Public Facilities; and
- Streets/sidewalks adjacent to other public investments, including targeted business assistance and affordable housing production.

Open Space/Parks Improvements. The very young population of Springfield creates high need and demand for parks, open space and recreational amenities. In addition, community parks can contribute to neighborhood revitalization. CDBG funds will be utilized to support upgrades to parks to provide recreational opportunities and enhance City neighborhoods.

Blight Remediation. In older, densely populated neighborhoods, deteriorated buildings and vacant lots can be both a blighting influence and an opportunity. The City will continue to evaluate vacant building reuse with a priority for homeownership opportunity development where appropriate. For larger vacant properties, commercial reuse with a residential component—potentially as live/work space—will be considered.

The City intends to continue its conversion of empty lots. Building lots will be evaluated for housing reuses while undersized lots will be evaluated as potential side-yards for abutters.

The City will initiate two new programs to prevent graffiti and dumping on vacant lots. A mural project will create community art on high-visibility areas that are currently subject to regular graffiti defacement. Interim greening of City-owned

vacant lots will include fencing lots and planting grass and trees. While the fence will deter access, the greening is intended to send the signal that someone is taking care of the lot.

The City will continue its quality of life inspectional sweeps, which are proactive code enforcement sweeps that take place in targeted neighborhoods on weekends.

The City will provide funding to restore the exteriors of historically significant structures which are blighted, but are not beyond the level where rehabilitation is feasible.

Provide support and increased opportunities, especially for youth

The fact that Springfield has a very high poverty rate, and a high percentage of young families headed by single mothers, means that there are many people in the City struggling to meet their basic needs and improve their lives. The City provides programs and funds partner agencies to provide programs to address these needs. The City particularly emphasizes programs to address the needs of families and youth.

Basic Needs. The City strives to have a basic safety net in place. The greatest part of this net is the mainstream programs offered by the state and federal governments, such as food stamps (SNAP), unemployment insurance, disability programs (SSDI and SSI), welfare (TAFDC), and Emergency Assistance (EA), and housing programs administered by the local and regional housing authorities. The City supplements and fills gaps within this existing safety net by funding fuel assistance, emergency shelter, homelessness prevention and nutrition support.

Basic Education for Adults. The City's low level of educational attainment contributes to the difficulties households have in obtaining employment that pays well enough to enable them to meet their basic needs. The City supports programs to enable adults to achieve basic levels of literacy, math competence, and English-language ability.

Support for Families and Youth. Youth living in urban areas and neighborhoods of concentrated poverty face particular challenges to being able to achieve. Given these challenges and the City's very young population, Springfield puts particular emphasis on funding programs that serve youth and their families. The City supports programs in the areas of teen pregnancy, mentoring, after-school and summer programs, violence prevention, recreation, interventions for high-risk youth, and employment training and skill-building.

Section 3, Local Employment. A key need in Springfield is the creation of jobs and job training for low-income residents. OPED makes affirmative action and employment and training for neighborhood residents an integral part of its operations.

Federal Section 3 guidelines require that 30% of all construction and construction-related new hires be residents of the local area where the project occurs. Capital improvement proposed throughout this plan will provide opportunities to meet or exceed the federal mandate.

Support creation and maintenance of appropriate community facilities

Improvements to community facilities provide “community space” and further improve the image of a community. Furthermore, community facilities, recreational centers, and senior facilities provide direct service and service referral for diverse needs, providing necessary support to vulnerable households. Community organizations often lack the capital or fundraising resources to maintain these facilities that provide a source of community pride and activities. In all facility improvements, OPED will insure that handicapped accessibility is a key component. The City expects to support the following initiatives:

Caring Health neighborhood-based health care facility in the South End.

North End Initiative, a community facility in the North End.

Facility Improvement/Repair for Non-Profit Organizations. The City will provide capital assistance to non-profits to assist them in meeting facility needs.

Other facility needs as identified.

Basis for Assigning Priorities

The priorities for Non-Housing Community Development needs identified in this plan are derived from data analysis and input obtained from numerous outreach efforts, surveys and consultations used to identify community needs. The prioritization process included the ability to meet Economic Development goals for job creation and training, consideration of the feasibility of projects, and the availability of other sources of funding that may be able to address established needs. OPED will also evaluate if a proposed project is likely to generate multiplier effects, *i.e.* is the project likely to result in private sector investments as homeowners, landlords, and business owners see improvements and then invest more in their own properties.

Specific Economic and Community Development Objectives and Strategies

The following table illustrates the relationship between the City’s identified needs and its planned non-housing investments.

		Strategic Response			
		Public Facilities	Public Improvements/ Infrastructure	Economic Development	Public Services
Community/ Eco Dev Needs	City Infrastructure		✓	✓	
	Neighborhood Community Development	✓	✓	✓	
	Recreational Facilities & Parks		✓	✓	
	Low Education Attainment			✓	✓
	High Unemployment		✓	✓	✓
	Community Facilities	✓			
	Accessibility	✓	✓		✓

The City’s specific objectives and strategies to meet those objectives are as follows:

ECONOMIC DEVELOPMENT

Objective 1. Promote an environment that encourages entrepreneurship, strengthens existing businesses and expands economic opportunities.

Strategies:

- a. Offer low interest and forgivable loans to small businesses seeking capital.
- b. Provide funding and assistance to providers offering technical assistance to small businesses and microenterprises.

Objective 2. Develop and execute strategies that promote development within neighborhood commercial corridors.

Strategies:

- a. Fund exterior improvement assistance to for-profit businesses.
- b. Fund public way improvements to promote neighborhood commercial corridors.

Objective 3. Prepare and promote existing commercial sites for development.

Strategies:

- a. Provide renovation funding for vacant buildings in business corridors.
- b. Provide funding for brownfields assessment and remediation.

Objective 4. Expand job training and readiness programs to effectively develop a competitive workforce.

Strategies:

- a. Fund job training programs, with a particular emphasis on programs that serve youth.

COMMUNITY DEVELOPMENT

Objective 1. Improve the physical environment of the City through enhancement of streets and streetscapes, parks and open space, and remediation of blight.

Strategies:

- a. Renovate/rehabilitate City parks and recreational facilities.
- b. Fund street improvements and sidewalks in CDBG-eligible areas, with particular emphasis on the NRSAs.
- c. Eliminate blight through graffiti removal, community murals, interim greening of lots, quality-of-life code enforcement sweeps, response to abandoned buildings, acquisition and disposition of tax-title properties, and restoration of historic structures.

Objective 2. Provide support and increased opportunities for residents of Springfield, with a particular focus on the City's youth.

Strategies:

- a. Provide assistance in meeting residents' basic needs, such as food, shelter, homelessness prevention, and utility assistance.
- b. Provide adult education, such as ABE, GED and ESOL classes.
- c. Provide education, employment and training opportunities for at-risk youth.
- d. Provide early education and childcare, and recreational activities for youth, with a particular focus on at-risk youth.
- e. Provide support and education for parents of at-risk youth.

- f. Provide community health programs, including programs directed toward prevention of teen pregnancy.

Objective 3. Support creation and maintenance of appropriate community facilities to serve residents’ needs.

Strategies:

- a. Provide rehabilitation funding where necessary to improve community facilities.
- b. Assist in the development of community facilities where they are needed.

Community and Economic Development Activity	Accomplishment Type	5-Year Goals					Total Goal	Fund Source: CDBG, Other
		Year 1	Year 2	Year 3	Year 4	Year 5		
Commercial and Industrial Land Acquisition/Disposition	Businesses	3	3	3	3	3	15	CDBG, City bond, Other
Commercial/Industrial Building Acquisition, Construction, Rehabilitation	Businesses	3	3	3	3	3	15	CDBG, Other
Small Business Loan Program	Businesses	4	4	4	4	4	20	CDBG, Other
Eco Dev Business and Micro-Enterprise Assistance	Jobs	2	2	2	2	2	10	CDBG, Other
Training resulting in job creation	Jobs	14	10	10	10	10	54	CDBG, Other
Street Improvements/Sidewalks	People	5000	5000	5000	5000	5000	25000	CDBG, Other
Park Reconstruction	Facilities	4	4	4	4	4	20	CDBG, Other
Acquisition and disposition of tax-title residential properties	Housing Units	75	75	75	75	75	375	CDBG, Other
Residential Historic Preservation	Housing Units	2	1	1	1	1	6	CDBG, Other
Non-Residential Historic Preservation	Businesses	1	1	1	1	1	5	CDBG, Other
Board and Secure Abandoned Buildings	Housing Units	75	75	75	50	50	325	CDBG, Other
Clearance and Demolition	Housing Units	40	40	40	20	20	180	CDBG, Other
Targeted Code Enforcement	Housing units	1000	1000	1000	1000	1000	5000	CDBG, Other

Community and Economic Development

Graffiti Removal	Businesses	100	100	100	100	100	500	CDBG, Other
Vacant Lot Cleanup	People	250	250	250	250	250	1250	CDBG, Other
Mural/Mosaic	Businesses	1	1	1	1	1	5	CDBG, Other
Interim Lot Greening	People	15,000	15,000	15,000	15,000	15,000	45,000	CDBG, Other
Homeless Facilities	People	900	900	900	900	900	4500	CDBG, ESG, Other
Homelessness Prevention & Rapid Rehouse	Households	225	200	200	200	200	1025	ESG, HPRP, Other
Public Service(general)	People	385	300	300	350	350	1685	CDBG, Other
Youth Services	People	2545	2500	2500	2500	2500	12,545	CDBG, Other
Childcare Services	People	2	2	2	2	2	10	CDBG, Other
Job training	People	30	30	30	30	30	150	CDBG, Other
Public Facilities Creation and Improvements	Facilities	5	5	5	5	5	25	CDBG, Other

Section 5: Housing

Housing Market Analysis

Foreclosure and Blight

Community Input Regarding Housing Needs

Housing Strategy and Specific Objectives

Springfield Housing Authority

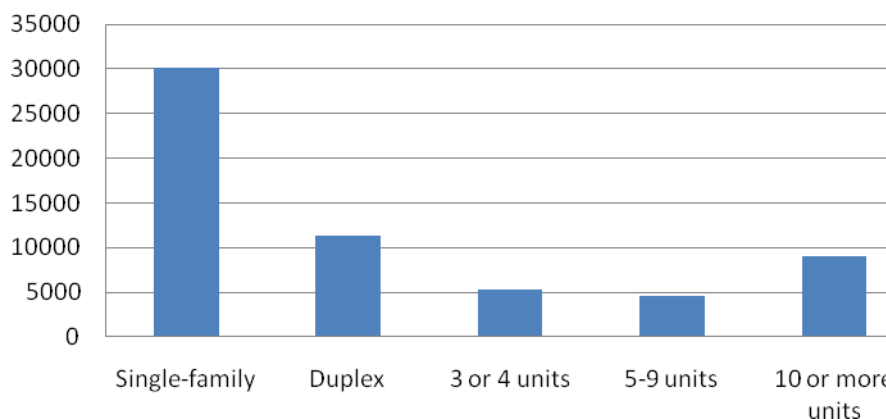
Lead-based Paint and Lead-Hazards

Barriers to Affordable Housing

Housing Market Analysis

Springfield is known as the City of Homes, and the configuration of housing units in the City tells why: over half of the approximately 61,000 housing units in the City are single-family homes, and another quarter are in 2-4 unit buildings. Only 15% of the City's housing stock is made up of multi-family buildings with 10 or more units.

**Springfield Housing Units,
by number of units in building**



The rate of homeownership in the City is 50%, which is higher than that of other similarly-sized cities. For example, all of these peer cities have lower homeownership rates: Worcester (43%), Hartford CT (24%), Providence, RI (35%), New Haven CT (29%) and Syracuse NY (40%). As is common for cities, the City's rate is lower than the national average of 66%.

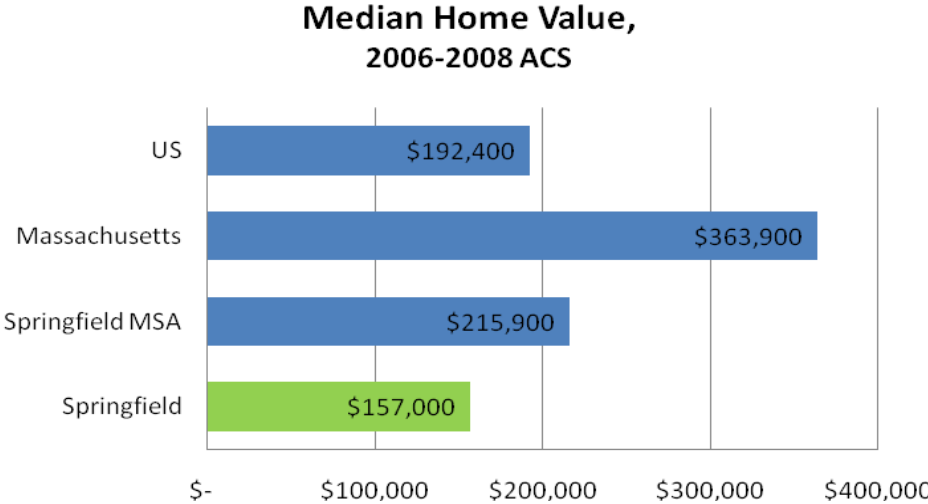
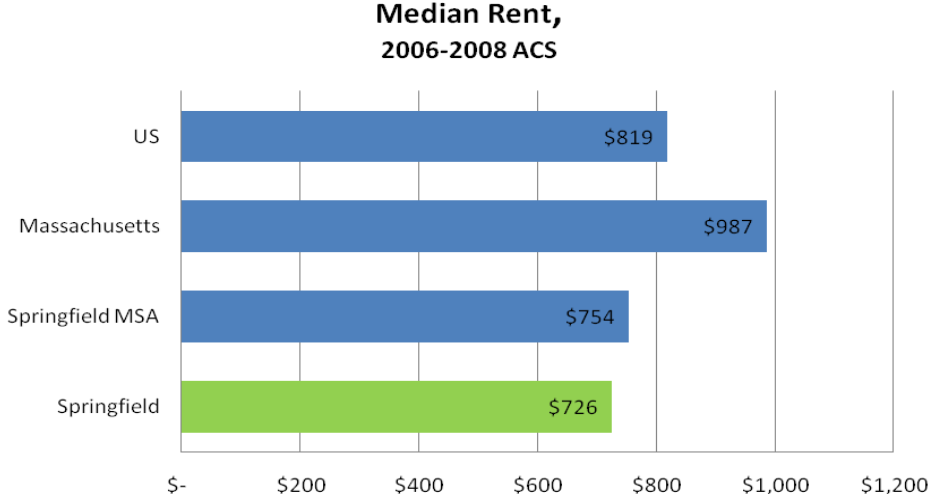
Springfield currently has a weak housing market: housing values have fallen below the cost of construction. In such a market, private investment is limited, and often must be subsidized in some manner. Existing homeowners have less incentive to maintain and upgrade their own properties. The key challenge for weak market cities is to address neighborhood and housing distress in impacted neighborhoods. While current reasons for the weak market include a weak regional economy and a national drop in housing values, a long-standing contributing factor in Springfield is the City's loss of manufacturing jobs. In order to attract new employers, it is critical that neighborhoods be revitalized and protected.

Weak market cities suffer from reduced tax revenue. Increasing the City's income diversity will increase revenues, which will put the City in a better position to address the high level of need among its residents, particularly those in neighborhoods of concentrated poverty.

Springfield has been hard-hit by the foreclosure crisis. The City had very high rates of subprime mortgage lending, and has a corresponding high rate of foreclosures. Because of falling housing prices and the weak housing market, foreclosed homes—especially in core and transitional neighborhoods—remain unsold, and have become vacant. Neighborhoods made up of 1-4 unit rental homes have experienced property flipping, failure to maintain

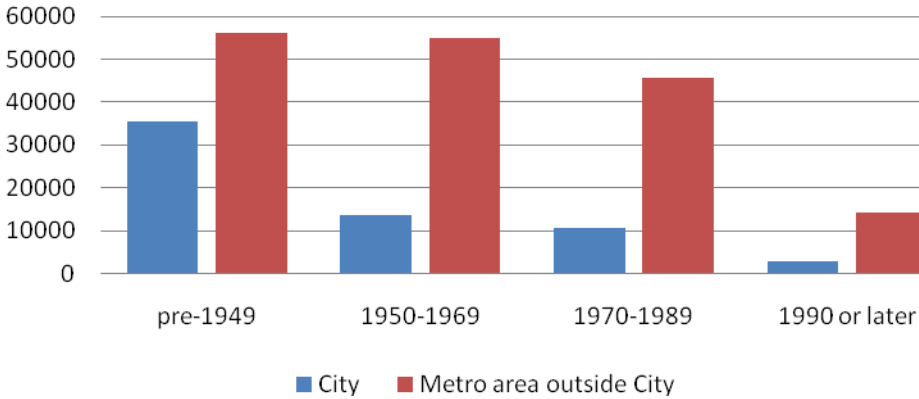
properties, and abandonment by investors as the market fell.

Cost. Housing costs in Springfield are lower than the region, the rest of Massachusetts, and the national average. Homeownership is particularly affordable in Springfield.



Age of Structures. Springfield’s housing stock is aged: 67% of housing units were constructed before 1950, and fewer than 10% have been constructed since 1980. Newer housing construction that has taken place in the region has been primarily located outside the City. The age of the City’s housing stock is associated with high housing rehabilitation needs, high energy costs, and the presence of lead paint and other contaminants.

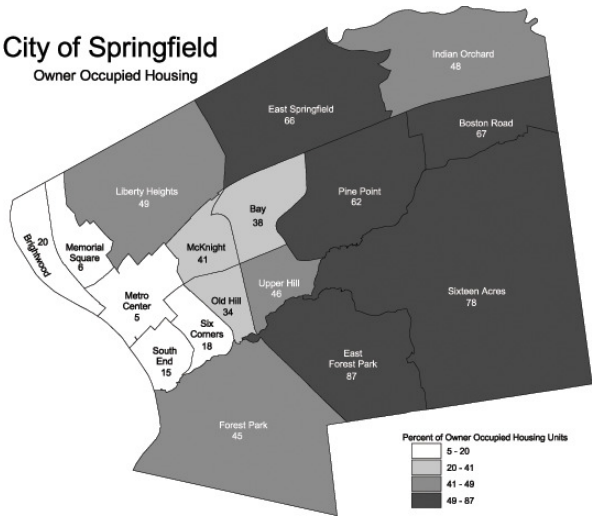
Year Structure Built, Springfield Metropolitan Area



Vacant, Abandoned Units. According to the 2000 Census, there were 4,042 vacant units in Springfield at the time the census was taken. ACS estimates for 2006-2008 were much higher, indicating that there were an estimated 7,653 units vacant at any given time during that period. This is about 13% of the City’s residential units.

Neighborhood Housing Characteristics

Springfield’s housing market can be segmented into four distinct types of areas, as described below.



Stable Neighborhoods. Despite the weak market, Springfield maintains a number of stable, attractive and desirable neighborhoods. These neighborhoods, which include 16 Acres, East Forest Park, East Springfield, Boston Road, Pine Point and portions of Forest Park and Liberty Heights, are made up primarily of single family homes and have homeownership rates as high as 67-86%. While these neighborhoods have been impacted by foreclosure, properties tend to be in good condition and are able to sell, so there are

not significant lingering effects from foreclosures. These neighborhoods attract private investment, so they provide the best opportunity for building the City’s overall income diversity.

Transitional Neighborhoods. Transitional neighborhoods are neighborhoods, generally closer to the metro center, which are also made up of single and 2-4 family homes, but many of these homes are now rentals. These neighborhoods include beautiful historic homes as well as some distressed and abandoned homes. Transitional neighborhoods include Upper Hill, Bay, McKnight, Indian Orchard, Brightwood, and portions of Forest Park and Liberty Heights.

Critical issues for these neighborhoods are the condition of the housing stock and vacancy rates. Where streets or sections are well-maintained, the neighborhood is stable, and some streets are showcases for historic homes. But there are streets with distressed and abandoned houses where many houses are owned by investors, properties are frequently bought and sold, and homes are not well-maintained. Lack of maintenance by investor-owners is a major problem in these areas. Within these neighborhoods, there are low and middle-income owner-occupants without resources to complete repairs and undertake rehabilitation of their properties. The cost of rehabilitation of these older homes in many cases is higher than the value of a new home in the same neighborhood.

Neighborhoods in Need of Revitalization. The neighborhoods of Six Corners, the South End and Memorial Square have poverty rates over 40%, making them part of the 4% of neighborhoods in the United States which contain this level of concentrated poverty. The Old Hill neighborhood, which abuts Six Corners, has a 2000 poverty rate of 39%, extremely close to the 40% cut off, and a rate that is believed to have increased since 2000.

These neighborhoods have high rates for numerous indicators of distress: school dropout rates, teen births, HIV/AIDS, female-headed households, households on public assistance, and able-bodied men not in the workforce. Data regarding these indicators is presented in Section 9 of this Consolidated Plan, which focuses specifically of the City's designated Neighborhood Revitalization Strategy Areas.

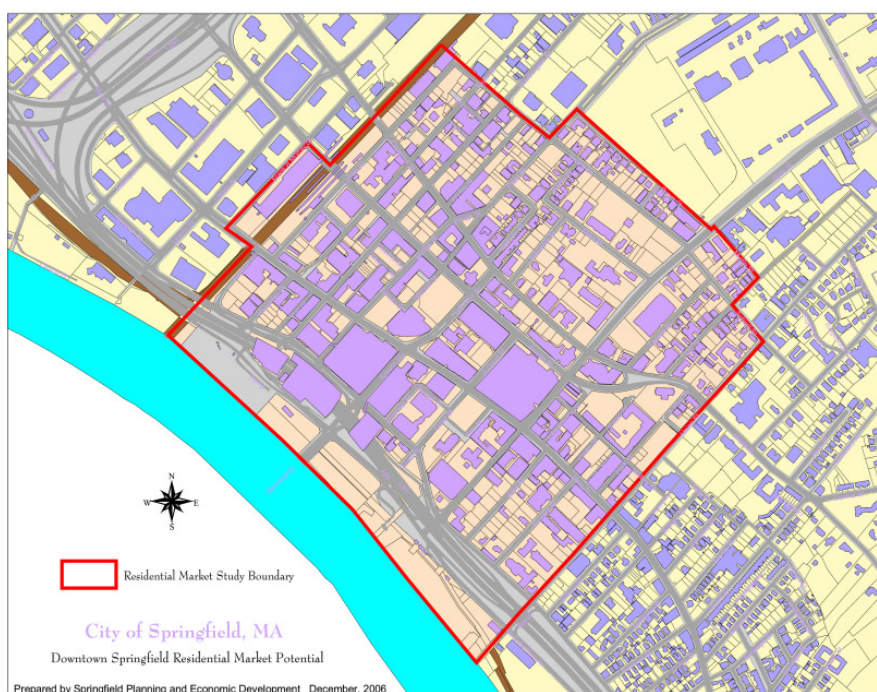
These distressed neighborhoods are made up primarily of rental housing, with renter-occupancy rates of 82% in Six Corners, 85% in the South End, 66% in Old Hill, and 94% in Memorial Square. There is a concentration of government-assisted and Section 8 units in the existing rental buildings. In fact, much of the publicly-funded affordable housing stock in the City is concentrated in these neighborhoods.

Major traffic thoroughfares and the South End's Hollywood section contain pre-1940 multi-family walk-up apartment blocks. While many of these buildings have beautiful historic features, most are in need of modernization or significant rehabilitation. In the past decade, the substantial rehabilitation of multiple apartment buildings in the areas of High and Maple Streets (in Six Corners) have had a transformative impact on the neighborhoods. Due to the age of the stock, environmental hazards such as lead paint and asbestos, and deferred

property maintenance, the cost of renovations of these properties is extremely high. Over the next five years, the City plans continued investment in apartment building rehabilitation in neighborhoods with distressed multi-family housing. In particular, the City will focus substantial rehabilitation activity on the South End housing stock.

These very-low income neighborhoods also contain single-family, duplex, and 3 and 4 unit houses. The homes are older, often quite small, usually on small lots which may lack garages and driveways, and suffer from deferred maintenance. Particularly in Six Corners and Old Hill, there are numerous vacant houses, as well as vacant lots from where distressed houses have been demolished.

Downtown Metro. The Urban Land Institute has called Springfield’s downtown “a textbook example of good urban design,” with a breadth of “architectural fabric, historic built environment, and cultural offerings.” Of the more than 2500 housing units located in downtown metro Springfield, approximately 85% are occupied rental units, 3% are owner-occupied, and the remaining 12% are vacant. Government-assisted units—including public-housing, low-income housing tax credit properties, and Section 8—represent the vast majority of downtown rental units, with 13 properties containing approximately 1765 subsidized units, and an additional 324 units occupied by residents with Section 8 vouchers. Seventy-eight percent of downtown households contain just one or two persons.⁴



A 2006 study conducted by Zimmerman/Volk Associates, Inc. indicated that the amenities of Springfield's downtown support a market for over 750 market-rate purchase and rental housing opportunities over a five-year period, especially for younger singles and couples, and older households—empty nesters and retirees.⁵ The study recommends inclusion of a residential component into mixed used buildings, either adaptive re-use or new construction. The City considers the development of downtown market-rate housing to be a critical component of supporting a vibrant downtown.

Foreclosure and Blight

Springfield has been impacted by very high rates of foreclosure, and the numbers appear to be continuing to rise. The City had 302 foreclosures in 2007, 342 in 2008, and 608 in 2009. For the first quarter of 2010, there have already been 493 foreclosures.⁶

HUD has produced a foreclosure and abandonment risk assessment for all census tracts in the nation. For this analysis, HUD used data regarding foreclosure number and rate, high-cost mortgage loans, vacancy rates, unemployment rates, and percentage change in home values. The risk assessment led to a Foreclosure Risk Score of 1 to 10. Every census tract in Springfield has a Foreclosure Risk score of at least 6, and about half the City scores between 8 and 10.

In order to more thoroughly understand the impact of foreclosures on neighborhoods, Springfield has combined HUD's Risk Assessment scores with local foreclosure information purchased from the Warren group and City data regarding condemned and vacant properties. The following maps illustrate the combined data.

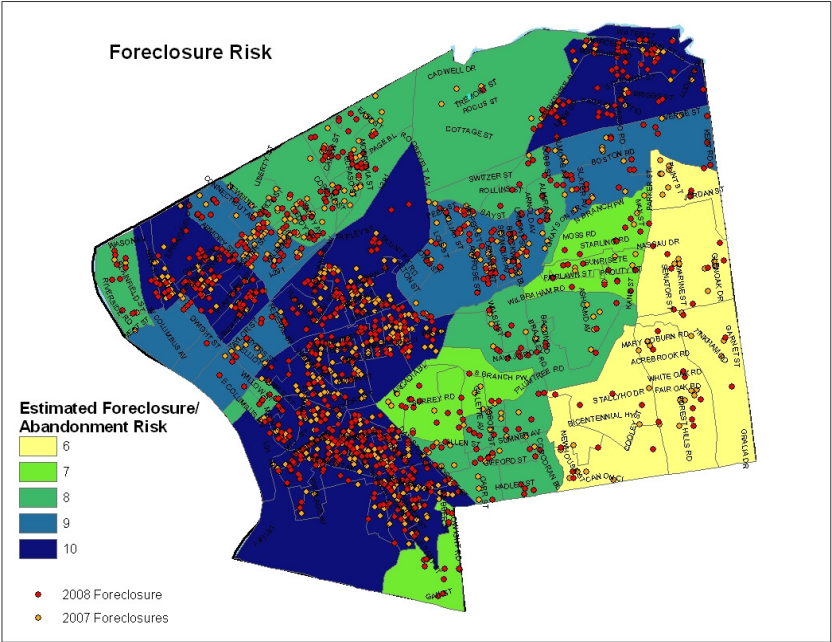
Map 1 uses the HUD-produced measure of foreclosure risk, with an overlay of foreclosure filings for calendar year 2007 and the first ten months of 2008. The data shows that Springfield has a high level of foreclosure activity, and high risk of future foreclosures, throughout multiple City neighborhoods.

4

http://www.springfieldcityhall.com/planning/fileadmin/Planning_files/forms/downtown_residential_market_study.pdf

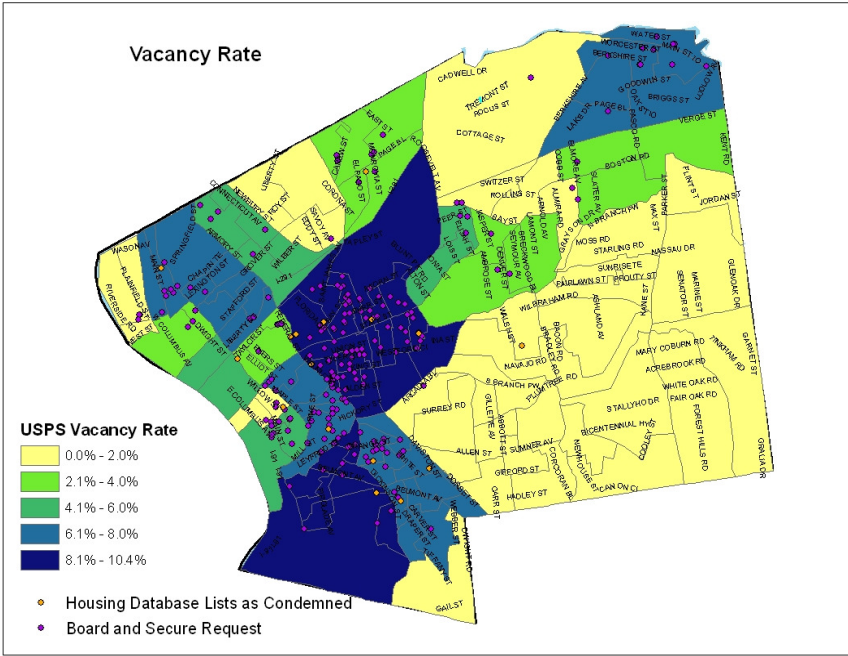
⁵ Id.

⁶ Warren Group.



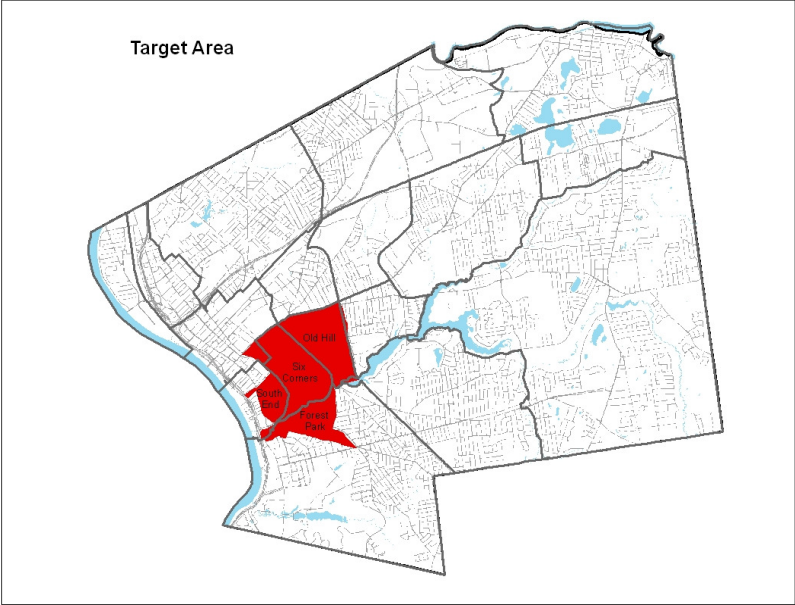
Map 1

In order to understand which of these areas have the highest risk of blight and neighborhood destabilization, the City produced Map 2, which shows US Postal Service data regarding vacancy rates, with an overlay of properties that the City condemned or has boarded up and secured in 2007 and the first ten month of 2008.

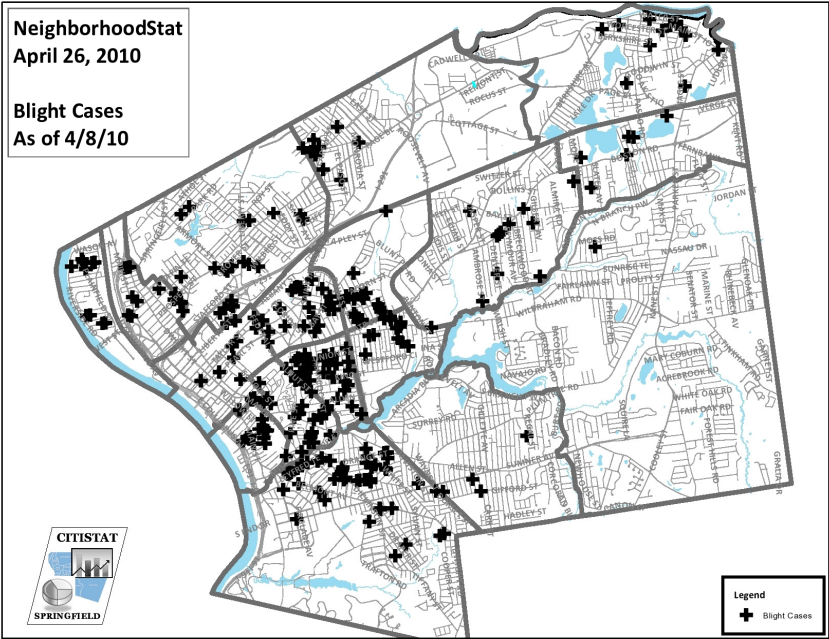


Map 2

Based upon this data, the City identified a target area, in which there is the highest risk of abandonment and blight resulting from the foreclosure crisis.



These targeted neighborhoods are currently experiencing the greatest percentage of home foreclosures in the City; have very high rates of subprime loans (58% or more); and, due to the combination of subprime lending and neighborhood conditions, are expected to face a continuing significant high rates of home foreclosures. Very recent review of blight cases indicates that these are still the very high impact neighborhoods in the City.



Assisted Housing Units

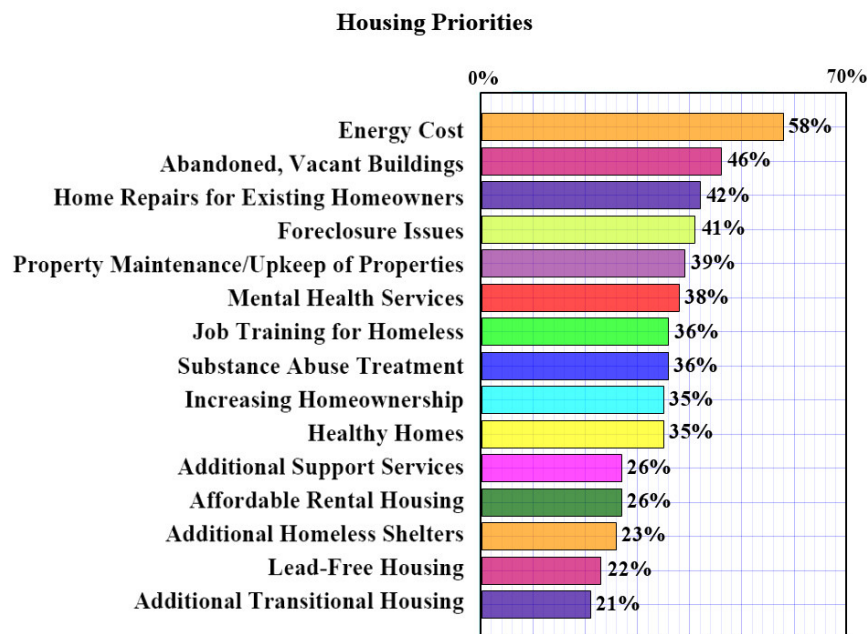
According to the Massachusetts Department of Housing and Urban Development's Chapter 40B Subsidized Housing Inventory, the City of Springfield has 10,098 subsidized housing units, which represents 17% of the City's housing stock. An inventory of these units is included in the Appendix. In addition to the subsidized units, the Springfield Housing Authority administers 2,675 rental assistance subsidies.

During the period covered by this Consolidated Plan, from July 1, 2010 to June 30, 2015, the affordability period for a number of these rental properties expires. The affected properties are listed below.

Property Name	Location	Year Expiring	Source of Subsidy
City Vue I	916, 925 Worthington St.	2013	HUD
City Vue II	5 and 18 Federal Ct.	2013	HUD
Colonial Estates	1 Beacon Circle	2011	HUD
Concord Apartments	76 Oswego St.	2013	HUD
Hotel Worthy	159, 193 Worthington St.	2011	Mass Housing
Hunter Place	69-79 Andrews, 66 Hunter	2014	Mass Housing
Kenyon College	9 Kenyon St.	2014	HUD
Linden Towers	310 Stafford St.	2010	Mass Housing
Memorial Square	2295 Main St.	2011	DHCD
Northern Heights	Central/Ashmun/Adams St.	2014	Mass Housing
Patton Apts.	52-54 Patton St.	2011	HUD
Rutland St.	92-98 Wilbraham Rd., 17-23 Rutland	2014	DHCD
Section 8 Mod Rehab	Scattered	2011	DHCD
Seniority House	307 Chestnut	2015	HUD
Humbert St.	Humbert St.	2014	HUD
High St.	High St.	2012	HUD

Community Input Regarding Housing Needs

The City's top housing and community development needs identified through survey results are summarized below.



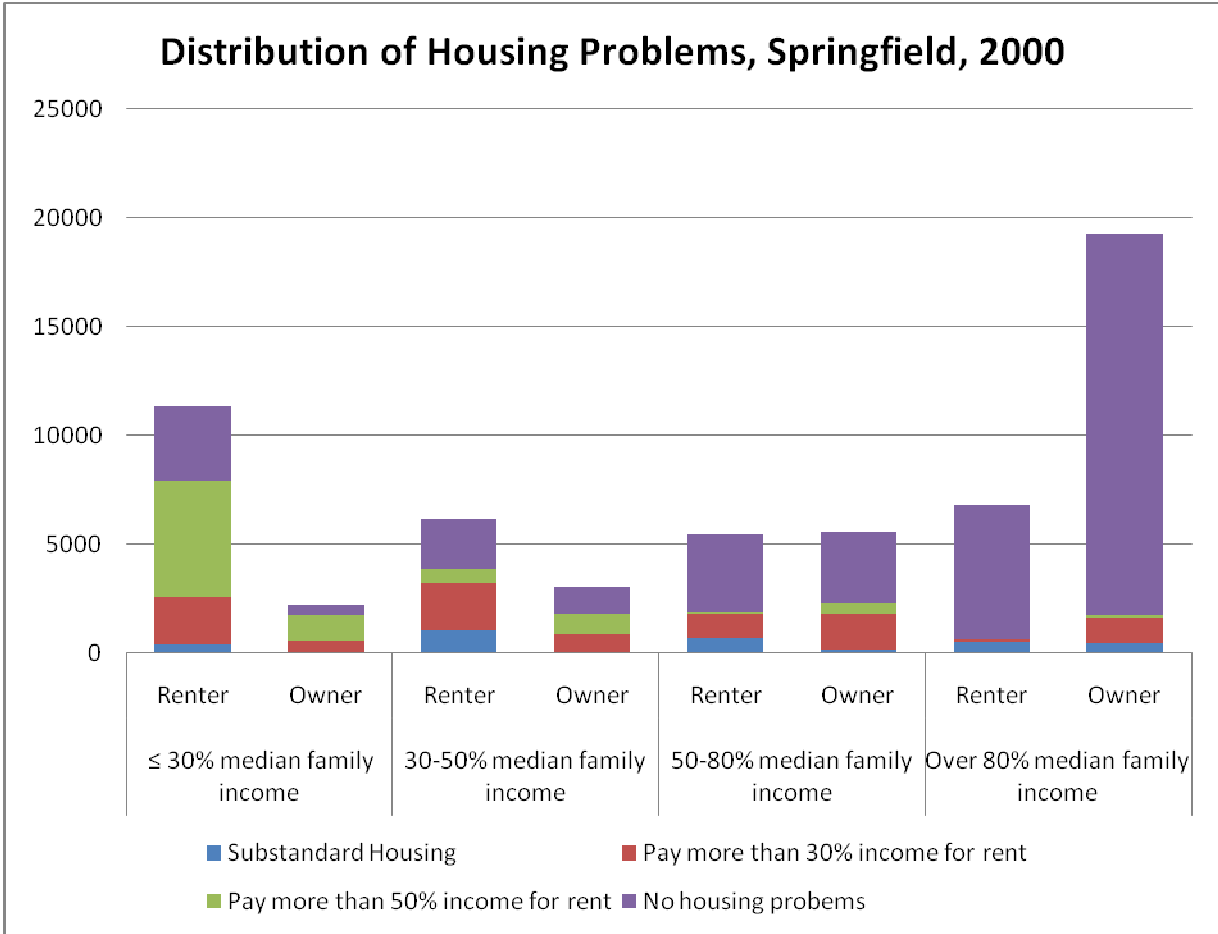
Specific housing priorities identified are:

- *Energy Costs* were of significant concern as both owners and renters are impacted by the additional cost burden of rising utility costs.
- *Vacant properties* due to the impact of these properties on residents and on the balance of properties in the immediate area. Residents expressed concern about the impact of vacant properties on neighborhoods, and especially the link between these properties and crime.
- *Improvement/rehabilitation of residential housing.* Through the public meetings, the public identified home rehabilitation needs of low-income residents, especially seniors. The repairs needed include emergency home repair assistance, accessibility improvements for persons with disabilities, rehabilitation, education about home maintenance and improved maintenance of rental properties.
- *Foreclosure Issues* impact both homeowners and renters. Owners were more likely to be concerned with the impact on their housing; while consultations revealed the significant impact that foreclosures were having on renters.
- *Education and counseling* for first time homebuyers and current homeowners. Homeowner counseling and education assistance that would assist in the households at risk due to foreclosures was also identified as a top need.

Housing Needs

HUD guidance indicates that households with housing problems are households with one or more of the following four kinds of problems with their housing units: lack of complete plumbing facilities; lack of complete kitchen facilities; overcrowded; and costing occupants more than 30 percent of their income.

Among these needs, the most overwhelming in Springfield is affordability. The City’s high poverty rate and low median income translate into many extremely-low-income and low-income households. Even with the City’s relatively affordable market and concentration of government-subsidized units, there are still many households that face a gap between what they can afford to pay for housing and actual housing costs. The problem is most pronounced among renters, but both renters and owners with incomes at or below 50% of the median family income experience affordability problems. More than 50% of extremely-low-income households (at or below 30% of area median income), experience housing cost burdens.



Cost burdens are not the only housing problem experienced by low and moderate income families. In the graph above, “substandard housing” refers to housing that is overcrowded, or lacks kitchen or plumbing facilities; in Springfield, the primary problem in this category is overcrowding. According to the 2000 US Census, 5.2 percent of housing units in Springfield have occupancies greater than 1.01 persons per room and 1.7 percent have occupancies greater than 1.51 persons per room. In 2000, 1.3 percent of occupied housing units lacked complete plumbing facilities and 1.1 percent lacked complete kitchen facilities. As the graph illustrates, the problem of substandard housing primarily impacts renter households. Overcrowding can be a response to an inability to afford housing costs for appropriate-sized units.

Disproportionate Housing Needs

The table below documents the proportions of all households in Springfield with housing needs identified by HUD’s Comprehensive Housing Affordability Strategy (CHAS.) Data is presented for various household income levels relating to the area median household income. The final column presents the thresholds over which minority groups would be identified as having a disproportionate housing need relative to the population as a whole.

Median Family Income	Total Households	Households with Any Housing Problem	% with Any Housing Problem	Disproportionate Need Threshold
< 30% MFI	13,147	9,282	70.6%	80.6%
30.01-50% MFI	8,468	4,979	58.8%	68.8%
50.01-80% MFI	10,936	3,948	36.1%	46.1%
> 80.01% MFI	24,519	2,354	9.6%	19.6%

Source: CHAS Data; 2000 US Census

The following table presents CHAS housing need data for ethnic and racial groups in Springfield.

Median Family Income	Total Minority Households	Households with Any Housing Problem	% with Any Housing Problem	Disproportionate Need Threshold Exceeded?
BLACK NON-HISPANIC HOUSEHOLDS				
< 30% MFI	2,765	1,861	67.3%	No
30.01-50% MFI	1,850	1,265	68.4%	No
50.01-80% MFI	2,160	870	40.3%	No
> 80.01% MFI	4,030	472	11.7%	No
ASIAN NON-HISPANIC HOUSEHOLDS				
< 30% MFI	170	135	79.4%	No
30.01-50% MFI	98	79	80.6%	Yes
50.01-80% MFI	110	45	40.9%	No
> 80.01% MFI	359	60	16.7%	No
HISPANIC HOUSEHOLDS				
< 30% MFI	5,333	3,792	71.1%	No
30.01-50% MFI	2,354	1,389	59.0%	No
50.01-80% MFI	1,943	820	42.2%	No
> 80.01% MFI	2,835	570	20.1%	Yes

Source: CHAS Data; 2000 US Census

Based upon an analysis of HUD's CHAS data, two income groups of minority households were determined to have disproportional housing needs. These two groups, as illustrated in the chart above, are Asian, non-Hispanic households with incomes between 30-50% of median and Hispanic households with incomes over 80% of median. Unfortunately, data is limited and does not provide sufficient information to determine the nature of the housing problems.

Anecdotal information suggests that for these income groups the issues may include access to credit, discrimination, lack of desirable housing stock, or difficulties in purchasing a home. The City of Springfield will continue efforts to work with the impacted minority households to reduce housing problems. Such efforts will include homebuyer education and counseling; fair housing education, and credit counseling.

Special Needs: Persons with Disabilities, Victims of Domestic Violence, and Persons with HIV/AIDS

Some populations have particular housing needs, and may also have a disproportionate need for affordable and safe housing. These populations include persons with disabilities, victims of domestic violence, and persons with HIV/AIDS. The housing needs of these populations are addressed in Section 7, on Special Needs Populations.

Housing Strategy

Priority Housing Needs

Springfield has established three primary housing goals for the period 2010-2014:

1. Increase housing stability throughout the City, with a particular emphasis on neighborhoods in need of revitalization;
2. Improve the quality of the City's housing stock; and
3. Preserve and expand housing options in order to provide opportunity for residents to access safe, sanitary and affordable homes.

Neighborhood revitalization is among Springfield's top five strategic goals for the entire City, and is considered a critical component of two of the other top goals: public safety and job creation.

Springfield is currently a weak market city, where the cost of new construction is higher than home values. The market conditions contribute to a cycle of disinvestment and abandonment, with the greatest impact felt in neighborhoods with concentrations of low-income and minority populations. These core neighborhoods are negatively impacted by higher-than-average crime rates, pervasive blight, high levels of housing instability, and unscrupulous investor-owners. The challenge for the City is to restore these neighborhoods so that they provide a suitable living environment for their residents, and, at the same time, to prevent the negative effects of the weak housing market from spreading further throughout the City.

Widespread poverty and the City's aged housing stock create an enormous demand for safe, affordable housing. However, the City's high concentration of poverty and associated social problems, along with the fact that households impacted by concentrated poverty are predominantly minority, suggest that significant creation of new affordable rental units in the City may have negative consequences in terms of providing existing City residents with economic opportunity and fair housing choices. The City's primary response to the need for safe affordable housing in the City is funding for preservation and rehabilitation of existing housing stock (including housing subject to expiring use restrictions), and initiatives which support affordable homeownership opportunities. The City uses HOME funds to provide tenant-based rental assistance, a strategy that both supports housing affordability and addresses the concentration of poverty. The City encourages its partner agencies and municipalities to assist in simultaneously addressing affordability and concentrated poverty through use of mobile housing resources such as Section 8 vouchers, and through creation of affordable housing throughout the Springfield metropolitan area.

Springfield will use support for homeownership as a means of addressing both neighborhood stabilization and affordability. Because housing values are so low in the City,

homeownership can be more affordable than renting in the private market. The City will encourage homeownership by moderate and low-income families through the Section 8 homeownership program, and through targeting of NSP and HOME resources to produce homeownership units affordable to households at 50% and 80% of area median income. This strategy enables these families to move into more stable housing, with the opportunity for asset development, while opening up the units that they had been living in to very-low-income households in need of housing.

OPED will actively promote the development of collaborations and partnerships with both non-profit and for-profit builders, developers, and other interested parties for the purpose of increasing the capacity for the development of housing opportunities of all types in Springfield. Through collaboration and increased capacity, the OPED will position the City to receive additional housing resources.

In order to encourage fair housing, fair lending and equal access to housing opportunity, the City will fund fair housing advocacy.

Neighborhood-Based Priorities

As detailed in the Housing Market analysis, neighborhoods in the City have different characteristics and needs. The City has created four overall categories of neighborhood, and targets varying levels and types of intervention for each.

Stable Neighborhoods. The city's over-arching goal in stable neighborhoods is to encourage and protect private investment. Strategies to achieve this goal include homebuyer education and down payment assistance, and financing for income-eligible homeowners to undertake necessary emergency home repairs and increase energy efficiency. In order to assist existing homeowners to remain in their homes, the City provides HomeSavers foreclosure prevention assistance. The City's Buy Springfield Now campaign also supports these efforts. This initiative, supported by private funds and a small amount of City general revenue, includes realtors, banks, retailers, and nonprofit entities working in partnership with the City to encourage and market housing opportunities throughout the City.

Transitional Neighborhoods. Springfield's goals for transitional neighborhoods are stabilization of existing assets and protection against any additional housing distress. Strategies for these neighborhoods include those used in the stable neighborhoods, and also incentives for purchase and repair of older and historically significant homes. The City may undertake rental rehabilitation in these neighborhoods if particular circumstances call for use of this strategy.

Neighborhoods in Need of Revitalization. The neighborhoods of concentrated poverty are in need of substantial revitalization. As detailed in section 9 of this Consolidated Plan, these neighborhoods form the core of the area designated by the City as its Neighborhood

Revitalization Strategy Area (NRSA). Three of these neighborhoods—Old Hill, Six Corners, and the South End—are also designated as Neighborhood Stabilization Program (NSP) target areas. In addition to the strategies available in stable and transitional neighborhoods, these revitalization neighborhoods are targeted for substantial rental rehabilitation, rehabilitation and redevelopment of properties, and infill homeownership units. These housing development initiatives are further supported by selective demolition of distressed housing, receivership of abandoned housing, and expanded financial support for homeownership.

Downtown Metro. The City considers the development of downtown market-rate housing to be a critical component of supporting a vibrant downtown, and a key community revitalization goal. At present HUD funds do not support this goal. The City will explore policy responses, including tax incentives, as well as state and private support to advance this goal.

Specific Housing Objectives & Strategies

The City’s overall strategies and their relationship to identified housing problems are summarized in the following chart.

		Strategic Response					
		Homeownership	New Construction /In-fill	Housing Redevelopment	Homeowner Rehabilitation	Lead-based Paint Abatement	Education
Housing Problem	Vacant & Abandoned Homes	✓	✓	✓		✓	
	Foreclosure	✓	✓	✓			✓
	Substandard Housing		✓	✓	✓	✓	
	Lead-Based Paint Hazard					✓	✓
	Cost Burden	✓	✓	✓	✓		✓

The City's specific objectives and strategies to meet those objectives are as follows:

Objective 1. Encourage fair housing, fair lending and equal access to housing opportunity.

Strategies:

- a. Fund fair housing activities.

Objective 2. Increase homeownership, as a means of increasing housing stability.

Strategies:

- a. Provide pre- and post-purchase homebuyer counseling.
- b. Provide down payment assistance to low and moderate income first-time homebuyers.
- c. Rehabilitate or redevelop residential structures and properties for affordable homeownership.
- d. Continue auctions of City-owned residential properties, with the limitation that homes must be used for homeownership.
- e. Continue the Buy Springfield Now campaign.

Objective 3. Assist homeowners in preserving and maintaining their homes.

Strategies:

- a. Provide homeowner with deferred payment loans to perform needed emergency repairs or modifications needed due to mobility limitations.
- b. Provide HomeSaver foreclosure prevention funds to assist homeowners threatened with foreclosure to preserve their homes.
- c. Evaluate and eliminate lead-based paint hazards.

Objective 4. Improve and preserve the City's rental housing stock.

Strategies:

- a. Support substantial rehabilitation of rental housing in the NRSA neighborhoods, and in transitional neighborhoods as necessary.
- b. Support rehabilitation and refinancing of properties subject to expiring use restrictions.
- c. Provide funds for court-appointed property receivers to undertake emergency property stabilization and repair for abandoned rental properties.
- d. Evaluate and eliminate lead paint hazards.

Objective 5. Remediate blight caused by distressed vacant or abandoned residential properties.

Strategies:

- a. Demolish residential structures that are too damaged or distressed to realistically rehabilitate.
- b. Provide funds for court-appointed property receivers to undertake emergency property stabilization and repair for abandoned unoccupied buildings as part of a neighborhood stabilization strategy.

Additional housing objectives are included in this Consolidated Plan in Section 6, Homeless and At-Risk Populations. Additional objectives that address blight are included in Section 4, Community and Economic Development.

The chart below summarizes the City's numeric goals and funding sources for these housing objectives over the period of this Consolidated Plan.

Housing Activity	Accomplishment Type	5-Year Goals					Total Goal	Fund Source: CDBG, HOME, NSP, or Other
		Year 1	Year 2	Year 3	Year 4	Year 5		
Fair Housing Activities	People	150	150	150	150	150	750	CDBG, Other
Homebuyer Education	Households	150	150	150	150	150	750	CDBG, Other
Down payment Assistance	Households	100	100	100	100	100	500	HOME, Other
Down payment Assistance, Additional NRSA incentive	Households	30	30	30	30	30	150	CDBG, Other
Homeowner Emergency Repair and Rehabilitation	Housing Units	15	15	15	15	15	75	CDBG, Other
Increase energy efficiency for existing homeowners	Housing Units	1200	1200	1200	1200	1200	6000	CDBG, Other
HomeSaver Foreclosure Prevention Assistance	Households	20	20	20	-	-	60	CDBG, Other
Evaluation and Elimination of Lead Paint Hazards	Housing Units	100	100	100	100	100	500	CDBG, HOME, Other
Multi-Family Rental Housing Rehabilitation	Housing Units	20	20	10	10	10	70	HOME, Other
Preservation /Expiring Use Restrictions	Housing Units	5	5	5	5	5	25	HOME, Other

Production of Affordable Rental Units	Housing Units	5	5	5	5	5	25	NSP, CDBG, HOME, Other
Rehabilitation/ Redevelopment for Affordable Homeownership	Housing Units	10	10	10	10	10	50	NSP, CDBG, HOME, Other
Receivership of abandoned multi-family rental buildings	Housing Units	15	15	15	15	15	75	CDBG, Other

Obstacles to Meeting Housing Needs

The greatest obstacle to meeting the identified needs are the resources required to redevelop properties. The amount of public funds required to acquire and rehabilitate multifamily properties is high. The average per unit development cost has been in excess of \$75,000. Without significant public resources, the projects could not be undertaken.

Similarly, the total development costs of a single family home—or redevelopment costs for many distressed homes—exceed the ultimate value/sales price.

Use of Resources

The City anticipates that federal, state and local public resources, as well as private sector resources, will be available to address identified needs. Resources will be made available to support neighborhood stabilization; provide expanded homeownership opportunities; assist existing homeowners; expand the supply of safe, affordable housing units; identify and remediate code violations; and increase energy efficiency.

Springfield Housing Authority

The mission of the SHA is to promote adequate and affordable housing, economic opportunity, and a suitable living environment free from discrimination. SHA strives to:

- Provide high quality, affordable and desirable housing, and to support healthy, drug-free communities both in and surrounding units supported and managed by the SHA;
- Serve as the city's housing safety net to the maximum extent possible without sacrificing the health of the community and neighborhood;
- Design, implement, and support educational and vocational programs with the goal of reducing the long-term reliance of residents on public assistance programs;
- Use established and innovative financial and human resources to ensure that each SHA resident and housing community has the opportunity to achieve his/her/its maximum potential;
- Promote the integration of public housing within the larger community;
- Comply with all applicable federal, state and local statutes and regulations; and
- To ensure that all employees are provided with the necessary training and supervision to accomplish their assigned responsibilities in promoting the mission of the SHA.

The SHA is governed by a five member Board of Commissioners. Four of the members are appointed by the Mayor of the City of Springfield and confirmed by the City Council and one member is appointed by the Governor of Massachusetts. One of the members is required to be an SHA tenant. The SHA Executive Director reports directly to the Board of Commissioners and is responsible for the management and operation of the agency and its personnel.

The SHA operates with a staff of over 120 full and part time employees in the following divisions: Executive, Finance, Housing Management, Resident Services, Procurement, Modernization and Public Safety. The staff also consists of temporary employees hired through partnerships established with Roger L. Putnam Vocational/Technical High School, Massachusetts Career Development Institute, Hampden County House of Correction and the City of Springfield's Department of Elder Affairs.

SHA oversees a total of 2,387 public housing units. The SHA waiting list currently contains 2,602 families, approximately 89.5 percent of which are considered to be extremely low-income families.

HOUSING UNITS UNDER MANAGEMENT AND DEVELOPMENT												
	PROJECT NO.	DATE OF OCCUPANCY	TOTAL UNITS	BEDROOM DISTRIBUTION								
				SRO	0 BR.	1 BR.	2 BR.	3 BR.	4 BR.	5 BR.	6 BR.	
SHA AS OWNER AND OPERATOR												
FAMILY												
Reed Village	State	Spfld. 200-1	1949	150			1	105	44			
Reed Village/HUD Section 8 Acc#B153, MA06-HO52-045	Federal/MA developed	Spfld. 200-1/Sec. 84	1981	50			8	32	10			
John J. Duggan Park	State	Spfld. 200-2	1952	196			10	96	80	10		
John I. Robinson Gardens	State	Spfld. 200-3	1951	136			8	481	80			
Riverview Apartments	Federal	Mass. 35-1	1963	40				2		30	81	
John L. Sullivan Apartments	Federal	Mass. 35-3	1970	96				24	36	36		
Pine -James Apartments	Federal	Mass. 35-6	1970	421				42				
Manilla Apartments	Federal	Mass. 35-7	1970	34				81	18	8		
Moxon Apartments	Federal	Mass. 35-8	1972	52				15	24	91	41	
Pine-Renee Apartments	Federal	Mass. 35-9	1972	48				20	24	41		
Pendleton Apartments	Federal	Mass. 35-10	1975	19					11	8		
Marble Apartments	Federal	Mass. 35-11	1971	48					48			
Scattered Site HUD Sect 8 ACC #B1598, MA06-HO52-058	Federal/MA developed	Spfld. 705-1/Sec. 8	1982	20					101	10		
Handicapped Accessible *	State	Spfld. 689-1	1983	10					10			
Egan / Manhattan Streets	State	Spfld. 689-2	1989	16		16						
Arch Street	State	Spfld. 689-3	1990	25		25						
425 Central Street	Federal	Mass. 35-22	1983	8				81				
100 Ashley Street	Federal	Mass. 35-22	1983	16				51	41	7		
Clarendon Apartments	Federal	Mass. 35-22	1983	16				9	7			
Scattered Site	State	Spfld. 705-2	1986	20					10	10		
Scattered Site	State	Spfld. 705-3	1992	8					4	4		
TOTAL FAMILY UNITS				1,050	0	41	27	414	420	136	12	0

ELDERLY												
Riverview Apartments	Federal	Mass. 35-1	1963	24			8	16				
Riverview Towers (50 years and older)	Federal	Mass. 35-1	1983	280			35	105	140			
Stephen J. Collins Twin Towers	Federal	Mass. 35-2	1968	200		4	192	4				
Stephen J. Collins Tri - Towers	Federal	Mass. 35-24	1985	88			88					
Patrick W. Harrigan Apartments	Federal	Mass. 35-5	1970	32		12	20					
Kathryne Jones Apatments	Federal	Mass. 35-12	1972	32			32					
Central Apartments	Federal	Mass. 35-13	1972	44			44					
Christopher Court	Federal	Mass. 35-14	1972	96			96					
Morgan Apartments	Federal	Mass. 35-15	1972	52			52					
Johnny Appleseed Apartments	Federal	Mass. 35-16	1972	60			60					
Carpe Diem Homes	State	Spfld. 667-1	1957	75			75					
Harry P. Hogan Apartments	State	Spfld. 667-2	1961	32			32					
Forest Park Manor	State	Spfld. 667-3	1964	116			116					
Indian Orchard Manor	State	Spfld. 667-4	1966	40			40					
Joseph P. Gentile Apartments HUD Section 8 ACC# B1228, MA06-HO52-016	Federal/MA developed	Spfld. 667-5/Sec. 8	1978	102			95	7				
Morris School Apartments	State	Spfld. 667-6	1988	19		1	15	3				
Moms School II	State	Spfld. 667-7	1992	45			45					
TOTAL ELDERLY DEVELOPMENTS				1,337	0	17	1,045	135	140	0	0	0

* Note: There are a total of 91 (51 elderly and 40 family), handicap accessible units in all other developments

TOTAL FAMILY, ELDERLY AND HANDICAPPED CONVENTIONAL UNITS **2,387** **0** **58** **1,072** **549** **560** **136** **12** **0**

Prepared by SHA 6/29/2004

Capital Projects Needs

The Capital projects in various public housing projects include: the modernization of kitchens, window replacement, roofing and related soffit repairs, replacement of gutters and downspouts, energy conservation improvements, and security upgrades. In early 2010, SHA was successful in achieving federalization of three projects which had previously been state-funded public housing. The federalization will provide significant new resources for SHA to address capital needs within these projects.

Section 504 Needs Assessment

The Springfield Housing Authority has undertaken an assessment of its need for accessible units (Section 504 compliance). In the assessment, a number of factors including current utilization and wait list needs were considered. The SHA determined that the current stock meets the current and anticipated demand.

Addressing Public Housing Needs

The City has a close working relationship with the Springfield Housing Authority. It recently supported SHA's successful efforts to federalize three state-assisted public housing projects. The City is currently working with SHA in exploring opportunities to transform the Marble Street Apartments, a 48-unit poorly-designed complex in the City's South End. Together, the City and SHA envision this project as becoming a Neighborhoods of Opportunity project, which will support revitalization of the South End while improving housing and neighborhood conditions for the public housing residents.

The City and SHA partnered to create up to 90 units of supportive housing for chronically homeless individuals and 10 units of supportive housing for families that experience repeat homelessness. The "Housing First" program uses SHA project-based Section 8 vouchers in existing units owned by private landlords. Applicants for the program, who must have been homeless for one year or more or at least four times in the last three years, are screened by a multi-disciplinary team. The team links the applicants to service providers who agree to provide intensive supportive services, targeted toward helping the tenant to maintain housing. The City funds the supportive services for 32 of the tenants. The remaining services are provided by agencies with existing contracts to provide services to this population.

The Springfield Housing Authority has a Section 8 homeownership program, and the City works with SHA to expand use of the program. In partnership with SHA, the City conducts targeted outreach to public housing and Section 8 residents, and offers customized credit and homebuyer classes to residents on-site at SHA properties. As the City provides development funds for affordable homeownership opportunities, it seeks to find qualified homebuyers among SHA residents. This partnership provides the opportunity for public housing residents to move up into homeownership and obtain the asset of a home, while opening up

public housing rental units for very-low income households on the waiting list.

The City and SHA will continue to explore development, homeownership and neighborhood stabilization opportunities, and the City will continue to work with the SHA to ensure fair housing practices are included as part of SHA programs.

SHA has numerous resident programs structured to serve the continuum of housing, employment and service needs of low-income residents:

- Housing Choice Voucher Home Ownership Program allows eligible disabled residents to use their Section 8 voucher for home purchase.
- Home Ownership Program provides educational and financial benefits to SHA residents. This program is designed to educate participants regarding what they need to do to become homeowners.
- Resident Opportunities for Self Sufficiency Program (ROSS) offers assistance to families who are interested in working towards self sufficiency, employment and career goals, financial stability and homeownership.
- Neighborhood Watch Groups and resident initiatives through interaction with its resident councils and advisory committees.
- Support Service through the Greater Springfield Senior Services, Inc. the Stavros Center for Independent Living, the Massachusetts Rehabilitation Commission, the City of Springfield's Office of Elder Affairs and the City of Springfield's Office of Disabilities to provide services to increase the residents' independence. The SHA will continue to seek out additional resources to expand programs.

Public Housing Resident Participation

SHA provides for public participation in the development of their Agency Annual Plan process and five-year Capital Fund Program (CFP) process. The Agency Plan stipulates the mission, goals, objectives and policies for DHA, as well as any and all projected capital improvements. SHA also makes available draft copies of the Plans for resident, management, citizen review and comment at all management offices. In addition SHA provides hard copies to each local resident council, the SHA Central Office and posts it on the SHA website.

“Troubled” Designation

The Springfield Housing Authority has not been deemed “troubled” by HUD.

Lead-Based Paint

Prevalence of Lead-Based Paint Hazards

Springfield is defined as a "high risk" community for lead poisoning by the Commonwealth's Department of Public Health. Of Springfield's total of 61,172 housing units, 36.3% were built prior to 1940. A full 89.9% were built pre-1979 and are therefore likely to contain lead-based products.

The Lead Hazards section of Environmental Defense "Scorecard", co-sponsored by the Alliance to End Childhood Lead Poisoning, indicates that there are 6,207 "high-risk" units in Springfield, meaning housing units built before 1950 and occupied by families living below the poverty level. The Scorecard ranks census tracts by the potential lead hazards; Springfield includes the top-ranked tract in Massachusetts. Scorecard's summary of Lead Hazards clearly documents a high level of potential lead hazards within the City.

SUMMARY OF LEAD HAZARDS – CITY OF SPRINGFIELD

Neighborhood	Number Of Units at High Risk*	Units Built Pre-1950	Units With Low Income	Children Under 5 Living In Poverty
Sixteen Acres	216	850	709	344
Six Corners	730	1,800	1,200	590
Bay	240	700	450	200
Brightwood	194	650	840	292
East Springfield	160	1,300	300	160
Forest Park	1,282	6,330	1,828	771
Indian Orchard	314	1,770	643	249
Liberty Heights	575	3,580	1,350	563
McKnight	380	1,100	550	200
Memorial Square	301	540	911	410
Metro Center	530	1,330	920	200
Old Hill	320	910	510	300
Pine Point	235	1,480	650	432
South End	470	1,260	740	341
Upper Hill	260	1,500	330	270
TOTAL	6,207	25,100	11,931	5,322

Source: Scorecard/Environmental Defense

*This measure is the number of housing units that were built before 1950 and are occupied by families living below the poverty level.

Strategy for Evaluation of Lead-based Paint Hazards

Specific actions the City will take to evaluate lead-paint hazards during the Consolidated Plan period will include:

- 1) Utilization of the City's Code Enforcement inspectors to evaluate potential hazards and to enforce remediation in compliance with Massachusetts lead laws. Federal and local funds are used to conduct inspections, which all include lead hazard evaluation.
- 2) Evaluation by Office of Housing staff inspectors of every property during the application/underwriting process for any assistance program.
- 3) Mandatory pre-rehabilitation lead testing including soil samples for all HOME-funded project-based homeownership and multi-family production programs.
- 4) If funding is federally appropriated and Springfield is an eligible applicant, the City will apply for Lead-Based Paint Hazard Control funding.

Lead Based-paint Hazard Reduction Plan

Specific actions to reduce the number of housing units containing lead-based paint hazards will include:

- 1) Mandatory remediation within rehabilitation specifications for all project-based and multi-family projects.
- 2) Administration of a state-funded lead abatement program for existing homeowners.
- 3) Operation of a federal Office of Healthy Homes and Lead Hazard Control grant to abate hazards in privately owned rental housing.

In compliance with Title X, the City has integrated lead hazard controls into all housing policies and programs. The federal requirements for evaluating and remediating lead hazards are fully incorporated into the City's protocol for housing rehabilitation.

Barriers to Affordable Housing

Although Western Massachusetts is a more affordable housing market than the metro-Boston area, public policies such as land-use controls, zoning ordinances, and growth limits have greatly impacted the development of new housing. Many communities throughout the Pioneer Valley have adopted policies which require increased lot size for residential properties, have created protective open space and agricultural zones to limit residential development and have established lengthy review processes for new developments. These actions have directly impacted the cost of housing development, and effectively halted affordable housing development.

Additionally, Massachusetts communities operate under Proposition 2 ½, which restricts the ability to raise local revenues. For many communities, this restriction is a disincentive to develop housing, especially multi-family housing. As the cost of municipal services and education are deemed greater than the tax revenue, communities are reluctant to reduce barriers.

The City of Springfield has a successful track record in overcoming traditional barriers to affordable housing in order to increase the availability of decent affordable housing for all individuals. According to the Commonwealth of Massachusetts' Department of Housing and Community Development, Springfield ranks 5th in the state, with 17.4% of its housing stock dedicated to affordable housing. Springfield policies of zoning, land use, and public financing greatly encourage affordable housing.

Zoning ordinances allow for the creation of multi-family structures in four different zoning areas. Combined, these areas comprise more than a third of all residential zoned parcels in the city, affording developers ample opportunity to develop affordable housing throughout the City's 17 neighborhoods.

The redevelopment of parcels likewise encourages affordable housing. Through its tax title foreclosure program, the City of Springfield forecloses on tax delinquent property and auctions these parcels off at a public auction for affordable homeownership.

Finally, the City maximizes its federal and state funding to produce and preserve affordable housing. Private resources are extensively leveraged. The available resources will be utilized to provide down-payment assistance and eligible forms of development subsidies to expand affordable homeownership.

Section 6:

Homeless and At-Risk Populations

Homeless Needs

Homeless Strategic Plan

Homeless Inventory

Homeless Needs

The City’s most recent annual point-in-time count of people experiencing homelessness was conducted on January 27, 2010. The total number of homeless people in emergency shelter and unsheltered on the night of the point-in-time count was 653. The count identified 204 homeless individuals without children, of which 10 were literally on the street and the rest were in emergency shelter. On the same night, there were 139 homeless households with children, made up of a total number of 449 people—these families were all sheltered.

The point-in-time count identifies the people who are actually homeless on the night of the count. In order to obtain this number, all shelters count and provide information on people who stay in the shelter on the night of the count. In addition, outreach workers and volunteers search the City on that night for people who are homeless but not in shelter.

HUD guidance includes people in transitional housing programs on the night of the count as ‘homeless.’ For comparison purposes, to determine how well the City is performing in meeting goals to reduce homelessness, the City does not include transitional housing programs in its annual reports on progress towards ending homelessness. These programs are, however, included in the full count. The full count results from the 2010 point-in-time count are below:

Households With Dependent Children				
	Unsheltered	Emergency Shelter	Transitional Housing	Total
Number of households	0	139	49	188
Number of persons	0	449	129	578

Households Without Dependent Children				
	Unsheltered	Emergency Shelter	Transitional Housing	Total
Number of households	10	193	98	301
Number of persons	10	193	98	301

Households Made Up of Unaccompanied Youth				
	Unsheltered	Emergency Shelter	Transitional Housing	Total
Number of households	0	1	0	1
Number of persons	0	1	0	1

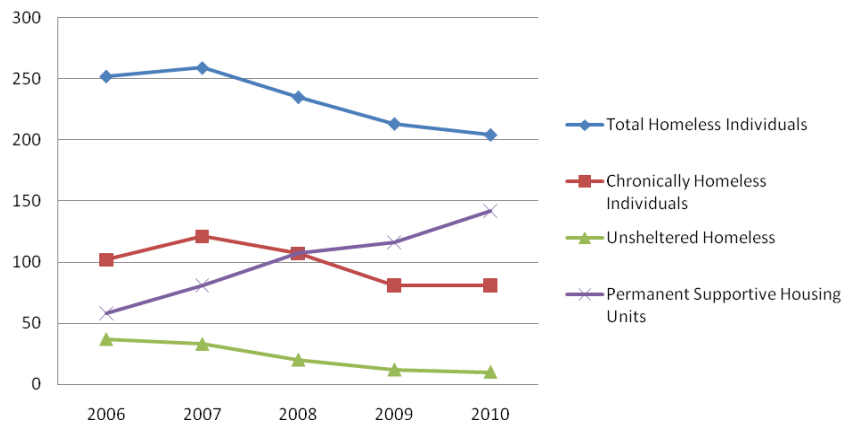
All Household/All Persons				
	Unsheltered	Emergency Shelter	Transitional Housing	Total
Number of households	10	333	147	490
Number of persons	10	643	227	880

Research and the experience of providers indicate that over the course of a year, many people come into and out of homelessness, averaging about 30 days of homelessness for a particular episode. In the City of Springfield, it is estimated that, in a given year, 1200-1400 adults without children and 500-600 families experience a spell of homelessness each year. Many incidents resolve fairly quickly with new housing, but a small percentage of households remain chronically homeless or have repeated incidents of housing instability. Usually, the households that experience chronic homelessness are made up of one or more individuals with serious disabilities, including serious mental illness and chronic substance abuse.

Individual and Chronic Homelessness

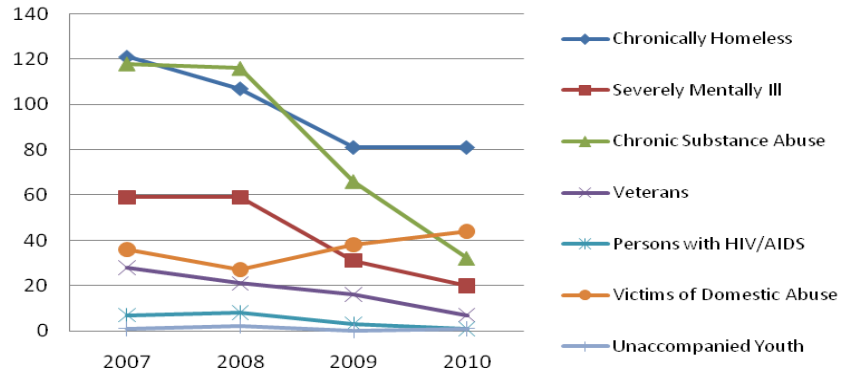
Since January 2007, Springfield has been implementing the City’s 10-Year Plan to End Long-Term Homelessness, “Homes Within Reach.” The purpose of the plan is to reduce chronic homelessness, reduce street homelessness, and reduce the need for emergency shelter for individuals in the City by 21%. The plan emphasizes permanent supportive housing, provided through a ‘Housing First’ approach, as a better response to homelessness than emergency shelter. Since initiation of the Homes Within Reach plan, the City and its partners have housed more than 100 chronically homeless individuals, and have reduced the number of homeless individuals in the City. As the City has increased the number of permanent supportive housing units for individuals, the overall number of homeless individuals has declined, demonstrating the movement from homelessness to housing. Most dramatically, the street population has decreased 70%.

**Homeless Trends, Individuals, Springfield
2006-2010**



Housing First efforts over the past several years have been particularly effective in reducing levels of homelessness among the chronically homeless, severely mentally ill, persons with chronic substance abuse, and veterans. All of these populations have had steady decreases.

Homeless Subpopulations, Springfield 2007-2010



The City has sufficient shelter capacity for homeless individuals. On the night of the point-in-time count, there was unused shelter capacity. Outreach and mental health workers have indicated that the 10 people who were not in shelter on the night of the point-in-time count are people who are unwilling or unable to access shelter.

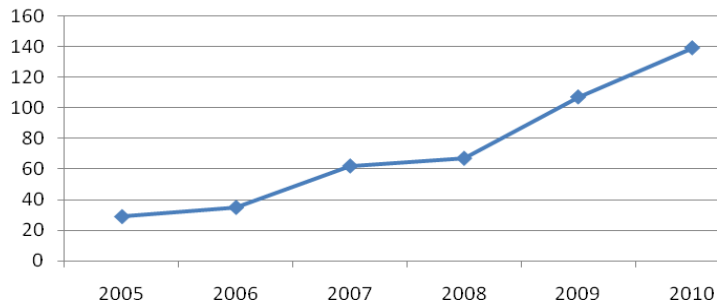
While there is not a need to increase shelter capacity, existing shelter capacity is needed, and must continue to be supported with operating funds. In providing funding for operation of emergency shelter, the City prioritizes the use of a triage model and clear expectations that shelters are expected to support short-term emergency stay, with transition to housing as the immediate goal.

The “Homes Within Reach” plan calls for creation of 250 housing opportunities for chronically homeless individuals over a ten-year period, of which 104 have been created and another 32 are under construction. Full implementation of the plan will require creation of an additional 114 permanent supportive housing opportunities. The City intends that these housing opportunities be created as scattered site or very small clusters of housing, primarily taking advantage of existing housing stock, used as-is or rehabilitated. The scattering of the housing units improves the likelihood of success for housing residents, and use of existing housing units assists in absorbing a current over-supply of rental stock.

Family Homelessness

Over the past several years, the level of family homelessness in Springfield has been rising, mirroring state and national trends. Beginning in 2009, the City has counted more homeless people in families than homeless single individuals on the night of the count. The rise in family homelessness is a national trend, and is believed to be caused by a sluggish economy and the high rate of foreclosures over the past several years.

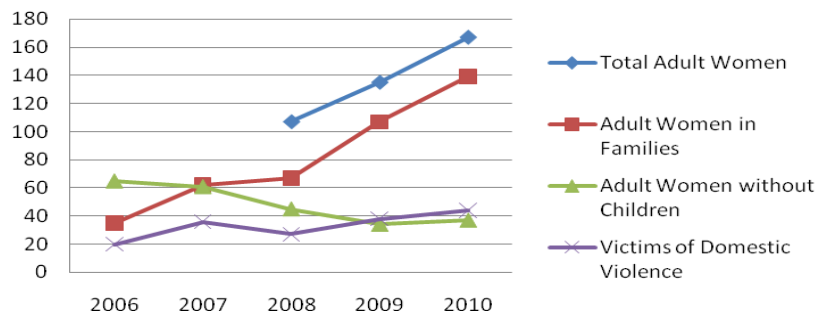
Homeless Families, Springfield Point-in-time count, 2005-2010



The Springfield point-in-time count likely under-reports the problem of family homelessness in the City. In Massachusetts, the state provides shelter to eligible homeless families. In order to meet the need for shelter, the state contracts directly with service providers to shelter families referred to them by the state Department of Housing and Community Development. If there is more demand for shelter than there are shelter units under contract, the state places homeless families in motels. Most families placed in motels are placed outside of Springfield. At the time of the 2010 point-in-time count, there were about 300 families in motels in Hampden County. It is believed that the majority of these families originated in Springfield.

Among subpopulations of the homeless, there is a rise in the total number of victims of domestic violence counted each year since 2008. This increase correlates with the rising number of homeless families, almost 80% of which are made up of households headed by a single mother.

Homeless Women, Families, and Domestic Violence, Springfield, 2006-2010



Race and Ethnicity. The annual point-in-time count collects information on race and ethnicity of those who are homeless on the night of the count. The following chart shows this information, and compares it to the race and ethnicity of the City as a whole.

	Homeless Population, 2010 Point-in-Time Count	Springfield Population, US Census 2000
Race, n=686		
White	64%	56%
Black or African American	19%	21%
Other Race	1%	6%
Multi-Racial	15%	4%
Ethnicity, n=775		
Hispanic	61%	27%
Non-Hispanic	39%	73%

The high rate of Hispanic households is particularly noticeable when the data is separated between individuals and families. Among families experiencing homelessness, 76% are Hispanic.

At Risk Populations

The CoC has not attempted a quantification of at-risk populations, as a methodology to ensure unduplicated counts has not been determined.

Institutional Structure for Implementing the City’s Homelessness Strategy

Two entities have primary responsibility for planning the City’s response to homelessness. The Homes Within Reach Implementation Committee, a board made up of representatives from government, funders, the business community, non-profits, the faith community, and advocates, oversees the City’s policy response to homelessness, leading the response in the direction of reducing and ending homelessness. The Committee was formed in 2007 to implement the City’s Ten-Year Plan to End Long-Term Homelessness. This Committee had an initial emphasis on individuals, but is now focusing more attention on families, due to the increasing prevalence of family homelessness. Implementation Committee members are appointed by the Mayor, and the Committee is staffed by the Springfield Office of Housing.

The Continuum of Care (CoC) is made up of service providers, government agencies, advocates and formerly homeless people, and is responsible for coordination of the service response to homelessness. The CoC undertakes the annual point-in-time count, reviews performance of funded providers, identifies and plans for housing and service gaps, and collaborates with the Implementation Committee to set funding priorities and submit the annual McKinney grant application. The CoC is administered by the Office of Housing.

The close involvement of the City's Office of Housing enables coordination of homeless priorities with the funding that the Office of Housing administers. The Office of Housing is responsible for the following federal grant programs: the McKinney Homeless Assistance Program, the Homelessness Prevention and Rapid Rehousing Program (HPRP), the Emergency Shelter Grant Program (ESG), Housing Opportunities for Persons with AIDS (HOPWA), HOME, and the Neighborhood Stabilization Program (NSP).

Springfield is the largest city in a county that contains other cities, as well as suburban and rural areas. As the urban center, it serves as the social services hub. In creation of plans to address homelessness, it is critical that the planning take place on a regional basis. For this reason, the City was a founding member of the Western Massachusetts Network to End Homelessness (WMNEH). The WMNEH is a collaborative of service providers throughout the four counties of Western Massachusetts, funded by the state of Massachusetts, and governed by a board made up of thought leaders throughout the region. The Springfield Implementation Committee and CoC work closely with the WMNEH, sharing strategies and best practices and coordinating efforts to end homelessness on a regional basis.

Funding Priorities Regarding Homelessness

For the period 2010-2014, the City's primary goal regarding homelessness is to:

- Continue efforts to end homelessness throughout the City and the region, while continuing to meet the emergency needs of people experiencing a housing crisis.

Homeless Strategic Plan

The City establishes its homeless strategic plan through the City’s Continuum of Care and Ten-Year Plan Committee. The strategies set forth below are those developed for the 2010 McKinney Vento Homeless Assistance grant application.

Objective 1: Create 50 new permanent housing opportunities for chronically homeless individuals, and 25 new permanent supportive housing opportunities for families experiencing chronic housing instability.

Strategies:

- a. Increase the number of permanent supportive housing units for chronically homeless individuals by at least 50 units, including construction of 32 new units of permanent supportive housing at the Friends of the Homeless Worthington Street campus.
- b. Continue use of new resources obtained in McKinney grant and other sources to create new permanent supportive housing.
- c. Partner with the Springfield Housing Authority and HAP Housing to use existing housing resources for permanent supportive housing models.
- d. Continue the work of the Supportive Housing Development Workgroup, which is undertaking the following activities: a) identifying barriers to the development of permanent supportive housing and creating strategies to overcome the barriers; b) providing technical assistance to particular PSH projects; and c) proposing legislative changes at the state level which will ease funding and development of permanent supportive housing.

It is anticipated that creation of new housing units or opportunities will take place according to the following time frame:

Homeless Needs Table: Individuals		Needs	Currently Available	Gap	5-Year Goals					Total Goal	Priority HML	Plan to fund? Y/N	Fund Source: CDBG, HOME, HOPWA, ESG or Other
					Year 1	Year 2	Year 3	Year 4	Year 5				
Beds	Emergency	200	204	0	0	0	0	0	0	0	L	N	--
	Transitional	140	134	6	6	0	0	0	0	6	M	Y	HOME
	Perm. Supp. Housing	459	313	146	32	8	8	8	8	64	H	Y	HOME, Other
	Total	799	651	148	38	8	8	8	8	70			
Chronically homeless		320	174								H	Y	HOME, Other

Homeless Needs Table: Families		Needs	Currently Available	Gap	5-Year Goals					Total Goal	Priority HML	Plan to fund? Y/N	Fund Source: CDBG, HOME, HOPWA, ESG or Other
					Year 1	Year 2	Year 3	Year 4	Year 5				
Beds	Emergency	449	462	0	0	0	0	0	0	0	L	N	--
	Transitional	228	176	52	52	0	0	0	0	52	M	Y	HOME
	Perm. Supp. Housing	182	96	86	15	15	15	15	15	75	H	Y	HOME, Other
	Total	859	734	125	67	15	15	15	15	127			

Objective 2: Maintain the percentage of homeless persons staying in permanent housing over six months at a minimum of 77 percent. (In 2009, the Springfield CoC percentage of persons moving from transitional housing to permanent housing was 85 %.)

Strategies:

- a. Introduce and maintain best practices among providers operating supportive housing through regular meetings and training events for these providers.
- b. Disseminate the latest research and best practices regarding low-demand housing by means of an email list-serv and the blog of the Western Massachusetts Network to End Homelessness.
- c. Continue efforts to increase participation of persons in permanent supportive housing in mainstream services, including vocational training and employment programs; use the CoC’s Homeless Management Information Service (HMIS) as a screening tool for mainstream benefits.
- d. Create web-based compilation of existing mainstream services and supports.

Objective 3: Maintain the percentage of homeless persons moving from transitional housing to permanent housing to at least 65 percent. (In 2009, the Springfield CoC percentage of persons moving from transitional housing to permanent housing was 85 %.)

Strategies:

- a. Convert MLK Family Services’ existing transitional housing units to permanent supportive housing.
- b. Coordinate the use of Homelessness Prevention and Rapid Rehousing Program assistance for households graduating or timing out from transitional housing.
- c. Conduct training for transitional housing staff in accessing affordable housing,

overcoming housing barriers, and effective housing search.

- d. Improve targeting of transitional housing to those households most able to benefit from this model.

Objective 4: Maintain the percentage of persons employed at program exit to at least 20 percent. In 2009, the Springfield CoC percentage of persons employed at program exit was 28%.

Strategies:

- a. Continue program development of Pioneer Valley Rebuilders/Hamden County Sheriff's Department construction training program.
- b. Continue the work of Springfield's Ten-Year-Plan Workforce Committee, which includes: a) development of a business to hire persons who are homeless/formerly homeless; b) development of a screening tool to assist shelter staff in determining employment and training readiness; c) outreach to employers to encourage the hiring of persons who are homeless; and d) development of a comprehensive resource of training and employment opportunities.
- c. Continue to work with the Regional Employment Board regarding improved access to WIA programs for people experiencing homelessness.

Objective 5: Decrease the number of homeless households with children.

Strategies:

- a. Continue the work of the recently-created network of prevention and rapid rehousing providers, and enhance the network by improving reliance on common standards and assessment forms, and seamless referrals between agencies.
- b. Reach out to community landlords to identify housing opportunities, and to reduce barriers to continued stable housing for families coming from homelessness.
- c. Provide eviction prevention staff and assistance at the Housing Court and welfare office.
- d. Prioritize the households with the most extensive histories of housing instability for permanent supportive housing.
- e. Improve data collection and analysis regarding family homelessness in order to better target interventions.

Discharge Planning

The Springfield CoC monitors compliance with state-mandated discharge policies, which discourage or prohibit discharge into homelessness. The monitoring effort consists of collecting and reviewing local data regarding discharge status. Local adherence to and improvement of discharge policies is a regular topic for CoC monthly meetings.

The CoC also coordinates directly with entities with discharge responsibilities, in order to create options other than homelessness for individuals being discharged.

Massachusetts discharge policies are described below.

Foster Care. The Department of Children and Family Services Standards for Independent Living Services requires a written 'Notice of Intent to Discharge' be prepared for DCF foster care clients with a Permanency Planning Goal of Independent Living. The notice must be prepared within 90 days of discharge from substitute care and/or DCF case closing, and sent to the youth and any substitute care provider. It includes an Independent Living Discharge/Case Closing Plan that describes the discharge resources for the youth, specifies the steps to meet needs and targeted goals, and the indicates the person responsible to assist. It must also detail the appropriate housing arrangements, which can include: apartments, boarding homes, room and board, and housing with family, friends, and former foster parents. It may not include the street, shelter, hotel/motels, or dwellings that fail to meet health and building codes. Youth are routinely discharged to reunify with their families (or to another housing option, if the youth's age permits or reunification is not possible). If appropriate housing is not available, then to the extent that the State may retain custody, the youth must not be discharged from the State's system of care.

This protocol must be adhered to by all publicly funded foster care providers in the Springfield CoC. It is understood and agreed to by this CoC whose representatives work with State agencies, through the Interagency Council and related groups, to enhance implementation.

Health Care. The Executive Office of Health & Human Services (EOHHS) has established Discharge Planning Standards included in all Requests for Proposal (RFP). Monitoring includes: site visits, annual reports, review of Bureau of Substance Abuse Services (BSAS) data on discharges and admissions, analysis of billing data and Risk Management. These data must be submitted by BSAS-funded programs on all clients, not just those funded by BSAS.

The RFP Template states: "Transition/Discharge: The Commonwealth has determined that the discharging of consumers into homeless shelters is not an appropriate discharge plan. It is the Commonwealth's goal, through the

implementation of aggressive and comprehensive discharge planning efforts, to reduce the number of inmates/clients who go into shelters after having been in residential programs. Bidders in their response to this RFP will be required to provide a plan of action which will become a contract performance goal that will enable the Commonwealth to achieve this goal."

DPH-funded detoxification programs routinely discharge clients from their programs to State-funded residential recovery programs or to State-funded transitional support services.

The State's protocol must be adhered to by all providers of EOHHS-funded services in the Springfield CoC. It is understood and agreed to by this CoC whose representatives work with State agencies, through the Interagency Council and related groups, to enhance implementation.

Mental Health. Regulation 104 CMR 27.09 requires that all mental health facilities arrange for the necessary post-discharge support and clinical services needed to facilitate a smooth reentry to the community. Such measures must be documented in the client's medical record. All mental health facilities are required to make every effort to avoid discharge to the streets or shelters.

All facilities are required to take steps to identify and offer alternative options to patients and must document such measures, including all competent refusals of alternative options by a patient, in the medical record. In the case of such a discharge the mental health facility must arrange for or, in the case of a competent refusal, identify post-discharge support and clinical services.

The facility shall keep a record of all discharges to a shelter or the street in the approved form and submit such information to the Department of Mental Health on a quarterly basis. The Department of Mental Health funds and routinely discharges clients to their State-funded system of group homes.

The State's protocol must be adhered to by all providers of DMH-funded services in the Springfield CoC. It is understood and agreed to by this CoC whose representatives work with State agencies, through the Interagency Council and related groups, to enhance implementation.

Corrections. Department of Corrections policy relative to release preparation of inmates includes:

1. An individualized risk reduction plan, including applications for specialized housing, if there are recidivism risks (sex offender, drug or alcohol abuse, etc.).
2. Inmate's participation in at least five transition workshops prior to release, to develop comprehensive treatment and transition plans that address housing,

employment, substance abuse and mental health, and basic life skills. The plans' implementation is monitored by the DOC Re-Entry Unit's Transition Planning Coordinator, through monthly meetings, in coordination with relevant parties (Parole Officer, the Dept. of Mental Health Forensic Transition Team, Mental Health Team Leader, and others).

3. The transition plan to promote continuity with community services, in which the inmates specify their housing reentry plan. The DOC has targeted resources for specialized housing with services to prevent inmates from reentering the corrections system and/or becoming homeless again.

The DOC routinely discharges inmates to traditional residential placements, including family reunification, rental housing, or State-funded halfway houses.

The State's protocol must be adhered to by all DOC correctional service providers in the Springfield CoC. It is understood and agreed to by this CoC, whose representatives work with State agencies, through the Interagency Council and related groups, to enhance implementation.

Homeless Inventory

The City of Springfield has focused on shifting its response to homelessness from one that is based on reliance on emergency shelter to one that is based on prevention, rapid rehousing, and permanent supportive housing. While the City has placed an emphasis on the long-term solutions, it also has a stock of emergency shelter and transitional housing to provide immediate resources for people experiencing a housing crisis. The City continues to provide operating funds to emergency shelters, and to fund staff for shelters, especially staff associated with triage, rapid rehousing and prevention efforts.

Homelessness Prevention and Rapid Rehousing

Springfield has a well-coordinated network of providers that assist households with homelessness prevention and rapid rehousing services and funds. This network constitutes the first response for households experiencing an emergency.

In 2009, the City received Homelessness Prevention and Paid Rehousing Program (HPRP) funds. These funds enabled City providers to place a much greater emphasis on prevention and rapid rehousing. The City expects to continue to fund this priority with Homeless Emergency and Rapid Transition to Housing (HEARTH) Act funding.

For **individuals**, the prevention and rapid rehousing network is based at the two primary first contacts for homeless individuals: Catholic Charities/Friends of the Homeless (FOH) and Open Pantry Community Services. FOH provides security deposit/first months' rent to those individuals that currently have income or a housing subsidy, in order to enable them to move quickly into housing. Open Pantry provides a shallow subsidy for up to 12 months for individuals attempting to increase income through employment and/or social security assistance. Both these entities focus triage services on those individuals seeking shelter, and focus rehousing assistance on individuals that are already homeless. Both entities assist with housing search assistance and have developed close relationships with the landlord community.

For **families**, HAP Housing, New England Farmworkers, and the Center for Human Development provide funds for prevention and rapid rehousing, for families that are homeless or at imminent risk of homelessness. Assistance varies between a one-time payment to 12 or 18 months of a shallow housing subsidy with supportive services, depending on household need.

Both individual and family providers coordinate with the YWCA to ensure that victims of domestic violence are able to access prevention and rapid rehouse assistance.

The prevention network coordinates with the City of Springfield's code enforcement, fire and legal departments, to ensure that households displaced by condemnation, lack of heat or fire are able to access quickly housing placement assistance and funds. In many cases, the

assistance enables households to avoid shelter altogether.

A number of entities collaborate to provide homelessness prevention services and funds at the Western Division Housing Court, for households at risk of homelessness through eviction. These include the Massachusetts Justice Project and Western Massachusetts Legal Services (legal assistance); the Mental Health Association’s Tenancy Preservation Project (support services for tenants with mental illness); Catholic Charities and HAP Housing (financial assistance); the Springfield Housing Authority (case management); and Springfield Partners for Community Action (eviction clinic).

Permanent Supportive Housing

Springfield has recognized that the most effective and cost-efficient response to households experiencing chronic homelessness is to provide these households with permanent supportive housing (PSH). PSH is housing that is dedicated to persons with disabilities and has supportive services attached to the units. A number of Springfield’s PSH units are “Housing First” units specifically targeted to households that have experienced chronic homelessness.

Since 2006, the City and its Continuum of Care have prioritized the creation of permanent supportive housing units for chronically homeless individuals. The CoC has recently recognized the need for permanent supportive housing for families, and has begun to create units dedicated to serving the needs of families that have experienced chronic housing instability.

The charts below detail the City’s inventory of permanent supportive housing units.

Individuals Without Children: Permanent Supportive Housing				
Organization	Program	Target Population	Total Units	Units for Chronically Homeless
Friends of the Homeless	SROs/769 Worthington		57	20
	Apts./501 Worthington		18	0
Human Resources Unlimited	Next Step		12	8
Mental Health Association	ATARP		22	22
	CSPECH/REACH		22	22
	Forensic Pilot		6	6
	Safe Havens		6	6
	Shelter + Care		49	39
Open Pantry	Tranquility House	Women	8	4
Rainville	Rainville SROs		40	6
River Valley Counseling Center	HIV/AIDS	HIV	6	0
Springfield Housing Authority/City of Springfield	Housing First Initiative	Chronic	41	41
YMCA	Liberty Crossing	Veterans	26	0
TOTAL			313	174

Families: Permanent Supportive Housing				
Organization	Program	Target Population	Total Units	Total Beds
River Valley Counseling Center	HIV/AIDS	HIV/AIDS	3	10
Springfield Housing Authority	Marble Street Apartments		15	66
Springfield Housing Authority/City of Springfield	Housing First Initiative	Chronically unstable	9	20
TOTAL			27	96

Transitional Housing

In prior years, transitional housing was considered a key component of the Continuum of Care services for individuals and families experiencing homelessness. Springfield's CoC has worked to target its transitional housing to those who are in need of some support, but will be able to live independently within a period of two years.

Individuals Without Children: Transitional Housing			
Organization	Program	Target Population	Total Beds
Bi-Lingual Vets Outreach	Jorge Bareto	Veterans, Men	12
Center for Human Development	Safety Zone	Youth	2
Gandara	GARP	Men	37
MCDI	Annie's House	Women	16
Open Pantry	Rutledge House	Women	6
	Teen Living Program	Women	6
Springfield Rescue Mission	Bliss Street	Men	38
YWCA	Teen Living Program	Youth, Female	5
Springfield Rescue Mission	Taylor Street	Men	12
TOTAL			134

Families: Transitional Housing				
Organization	Program	Target Population	Total Beds	Total Units
HAP	Safe Step	Women with children, Domestic violence	46	16
MCDI	Families First	Families	36	12
Open Pantry	Teen Living program	Teen mothers	4	2
SHA	Transitional Housing program	Families	80	20
YWCA	Teen Living Program	Teen mothers	10	5
TOTAL			176	55

Emergency Shelter

The City's CoC maintains a network of emergency shelter beds to provide a safety net to individuals who experience a housing crisis and become homeless.

Individuals Without Children: Emergency Shelter				
Organization	Program	Target Population	Total Beds	Overflow Capacity/Seasonal beds
Center for Human Development	Safety Zone	Youth, male/female	2	
Friends of the Homeless	Emergency Shelter	Men and women	133	30
Springfield Rescue Mission	Taylor Street	Men	-	35
YWCA	Emergency shelter	Women, domestic violence	4	
TOTAL			139	65

As described above, the family shelter system is primarily funded and operated by the state of Massachusetts, which provides emergency shelter to all eligible families seeking this assistance. The state contracts for a set number of shelter beds and augments these beds, when necessary, with motel units.

Organization	Program	Target Population	Total Beds	Total Units
Center for Human Development	Scattered site	Families	60	18
HAP Housing	Prospect House	Families	18	9
HAP Housing	Scattered Site	Families	165	46
New England Farmworkers Council	Scattered Site	Families	100	30
YWCA	Emergency shelter	Women with children, domestic violence	33	12
MA Dept of Housing and Community Development	Emergency motel placements	Families	86	30
TOTAL			462	145

Outreach, Assessment and Drop-In Centers

Homeless outreach is undertaken by the Mental Health Association, Health Care for the Homeless, and the City of Springfield Department of Health and Human Services.

There are several assessment and drop-in centers available to people who are homeless. The primary center is operated by Friends of the Homeless. The existing Friends of the Homeless facility lacks adequate space, but the organization is constructing a new Homeless Resource Center, which will be complete in June 2010. This facility will be open 24 hours per day, seven days per week, and will include space for people to be inside, but also appropriate and sufficient space for staff of the agency and other agencies to use to meet with and engage people who are homeless. The Center will include a health and dental clinic operated by Health Care for the Homeless and the City of Springfield Health Department.

Additional social services and drop-in centers available to people experiencing homelessness are Open Door Social Services, New North Citizens' Council, and Tapestry Health Drop-In Center.

Additional Supportive Services; Access to Mainstream Services

Many people experiencing homelessness have needs for a variety of supportive services, including mental health treatment, substance abuse services, job training and employment services, income support, child care, and legal assistance. These are critical mainstream services that are funded separately from the homeless assistance system. Instead of recreating these services as models designed specifically for the homeless population, the CoC has worked to improve access to these mainstream services for people experiencing homelessness. One of many advantages of this model is that it serves to connect people to services they will continue to need once they are housed.

A key innovation used in Springfield to improve access to mainstream services is Project Homeless Connect. This event, held once a year, brings together over 80 social service and health providers in one location on a single day, where people who are homeless or at risk of homelessness can easily obtain assistance. While the event itself is held only once a year, the relationships established between different service providers in planning for and undertaking the event are beneficial all year long in easing the path for homeless people to obtain needed services. The Project Homeless Connect model will be replicated on a smaller scale at the new Homeless Resource Center, where mainstream providers will rotate in coming to the center to provide easy access to clients.

Section 7:

Special Needs

Needs Analysis:

The Elderly

Persons with Disabilities

Persons with Substance Abuse Disorders

Victims of Domestic Violence

Specific Objectives for Special Needs

Housing Opportunities for Persons with AIDS

Housing and Non-Housing Needs For Special Needs Populations

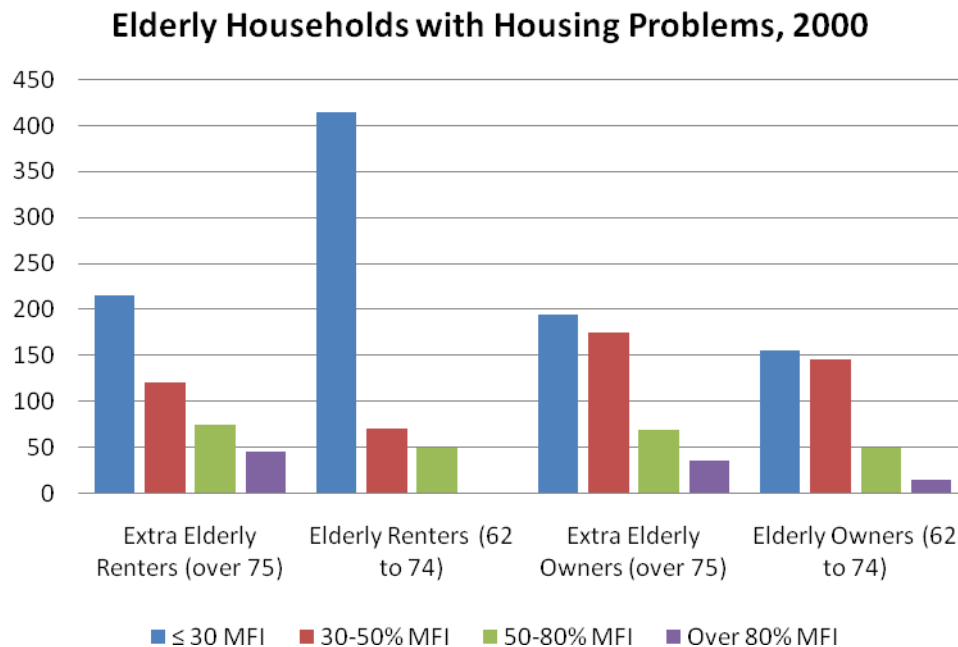
Due to lower incomes and the need for supportive services, special needs groups are more likely than the general population to encounter difficulties securing and retaining adequate housing, and often require enhanced support services.

Through creation of its ten-year plan to end long-term homelessness, the City has made the development of permanent supportive housing opportunities to be a high priority throughout all its initiatives. For people with special needs, permanent supportive housing offers the ability to have stable housing with supportive services on site. The City will continue to prioritize this model for meeting the housing and non-housing needs of many of its special needs residents.

The Elderly

The 2008 American Community Survey estimates that 16,429 persons over the age of 65 live in Springfield. Of this group, 11%, or 1844, met the characteristics of the “frail elderly”—non-institutionalized seniors with a self-care disability. Among all elderly households in Springfield, the poverty rate is just under 12%.

Housing Needs. CHAS 2000 data indicates that 1,734 of these households with incomes at or below 80% of area median income are experiencing a housing cost burden or other housing problem. Of these households with housing problems, 945 are renters, and 789 are homeowners.



Among renters, the highest rates of housing problems are experienced by extremely-low- and very-low-income households, and it is expected that the primary problem for these households is affordability of rental housing. These households—of which there are 820—need deeply subsidized housing. The City will work with the Springfield Housing Authority and providers of HUD-subsidized housing to prioritize these very-low-income households for subsidized housing.

In 2008, the City homeownership rate was 43% for seniors 65 years and older (63% in the Commonwealth), and 47% for seniors 85 years and older (48% in the Commonwealth). Among owner-households, housing problems are also most prevalent among extremely-low- and very-low-income households. These are households at risk of losing their homes to mortgage or tax foreclosure, and are also likely to have trouble maintaining their homes. The City already has a property tax abatement program for low-income seniors, and is seeking to expand that program, in order to protect seniors from losing homes to tax foreclosure. While many seniors have paid off their mortgage, they may consider new mortgages to finance needed home repairs. To prevent this problem, and also to assist seniors in maintaining their homes, the City administers a Homeowner Emergency Repair Program. This program also provides assistance to homeowners who need modifications to their homes to accommodate physical limitations.

Non-Housing Needs. Seniors often seek to live independently as long as possible. In order to do so, they may need supportive services provided to them in their homes. While a variety of other services are available to elders to help with needs such as transportation to medical appointments and grocery shopping; home repairs; case management; recreation; telephone reassurance; and information and referral, the universal sentiment from provider consultations is that existing support systems are overwhelmed. Providers additionally identified the following as emerging concerns: self-medicating, living in isolation, and abuse from family members.

The **Springfield Department of Elder Affairs** administers a number of programs that assist seniors, including the Senior Community Service Employment Program (SCSEP); the SHINE Program, which provides free, one-on-one health insurance information, counseling and assistance to Medicare beneficiaries; six Senior Centers throughout the City; a smoke detector installation program; and senior access to technology/computers.

OPED supplements the programs of the Department of Elder Affairs and other community agencies serving the elderly by providing additional funding for senior centers.

Persons With Disabilities

Total population. In 2008, an estimated 21,691 people residing in Springfield –14% of the City’s population—had some type of disability.

Physical Disabilities. Of all Springfield residents age 5 and older, an estimated 14,000 had a physical disability in 2008. This is equivalent to about 9.1 percent of the population 5 years and older, compared to a rate of about 7 percent in the Commonwealth in 2000.

Developmental Disabilities. The Administration on Development Disabilities (ADD) estimates there are nearly four million Americans, or 1.4 percent of the total population, with a severe developmental disability. Applying this percentage to the City of Springfield’s 2008 population, approximately 2140 residents would be expected to have a severe developmental disability. The Centers for Disease Control and Prevention (CDC) estimates that about 17 percent of U.S. children under 18 years of age have some developmental disability. Applying this incidence rate to the population of children in Springfield suggests that approximately 7,030 children have some form of physical, cognitive, psychological, sensory or speech impairment.

Mental Disabilities. According to the 2000 US Census, 11,900 persons age 5 and older in Springfield—or about 8%--had some sort of mental disability. This is compared to a rate of about 5% in Massachusetts. The age group with the highest rate of mental disability was seniors 65 and older, of which 11.3% had a mental disability, compared to a rate of about 8.3% in the Commonwealth.

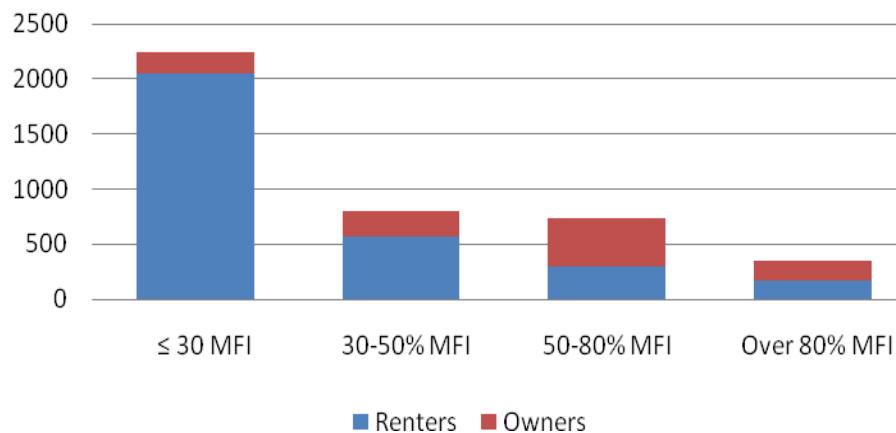
HIV/AIDS. According to the MDPH HIV/AIDS Surveillance Program (1/1/09), there are 1113 people living with HIV/AIDS in Springfield. Of particular concern is the data that shows Springfield has an average annual infection rate more than double the Massachusetts rate (30.9 vs. 13.5 per 100,000). Providers of services to people with HIV/AIDS estimate that between 30 and 50 percent of the number of people with HIV/AIDS are in need of housing. According to the advocacy group AIDS Housing of Washington, 65 percent of people living with HIV/AIDS nationwide cite stable housing as their greatest need next to healthcare. The organization also estimates that one-third to one-half of people living with AIDS are either homeless or in imminent danger of losing their homes. Given these national statistics, it is estimated that between 333 and 557 persons living with HIV/AIDS in Springfield require housing assistance. Data regarding this population and its needs is discussed in detail in the section regarding Housing opportunities for Persons with AIDS (HOPWA).

Housing Needs. 2000 CHAS data identifies households with persons with disabilities which are experiencing housing problems. In the data, households containing persons with disabilities are called Households with Self-Care/Mobility Limitations, and this is defined as

households where one or more persons has 1) a long-lasting condition that substantially limits one or more basic physical activity, such as walking, climbing stairs, reaching, lifting, or carrying and/or 2) a physical, mental, or emotional condition lasting more than 6 months that creates difficulty with dressing, bathing, or getting around inside the home.

Among all households with disabilities, housing problems are most pronounced among extremely-low- and very-low-income households, and it is expected that the predominant problem is affordability. Home modifications may be needed for persons with physical disabilities.

Households with Self-Care/Mobility Limitations and Housing Problems, 2000



Owners with disabilities are not as burdened as renters with disabilities. However, owners within the income range 50-80% have a higher proportion of housing needs than any other owner income group.

As with persons who are elderly, the greatest need among extremely-low- and very-low-income households with disabilities is for deep housing subsidies. The Springfield Housing Authority is charged with meeting the housing needs of these populations. The City supplements SHA’s efforts by providing Tenant-Based Rental Assistance combined with supportive services to some households with high service needs. TBRA is provided for persons with HIV/AIDS and persons who have been chronically homeless (who generally have a disability, including mental illness, chronic substance abuse, and/or a chronic health problem).

Where incomes are higher, homeowners experience greater needs. The City will provide Homeowner Emergency Repair Program funds to assist these households with repairs.

Non-Housing Needs. Households including a person with a disability may need supportive

services to maintain housing and lead a healthy life. These supports can include case management, in-home health care, transportation, and money management.

Most non-housing needs for persons with disabilities are undertaken by the health care and public health systems. The City supplements these programs by funding recreational programs for children with disabilities, and some services for elders with disabilities.

Persons with Substance Abuse Disorders

Total population. The U.S. Department of Health and Human Services, through its Substance Abuse and Mental Health Services Administration (SAMHSA), tracks substance abuse prevalence at the state level. According to SAMSHA's 2006 National Household Survey on Drug Use and Health (NHSDUH), the statewide prevalence rate for alcohol or illicit drug dependence or abuse in Massachusetts is 10 percent for persons age 12 and older, the same as the rate nationwide. Applying this estimate to Springfield's ACS 2008 population 12 years and over, it is estimated that 12,500 persons in Springfield experience some form of substance abuse problem.

Housing Needs. Persons with substance abuse disorders are impacted to varying degrees. Those with chronic and severe addiction are unlikely to have sufficient income to maintain housing. Additionally, behaviors associated with substance abuse may violate the terms of a lease. Finally, a history of substance abuse can contribute to a criminal record, poor credit, and negative landlord references, all of which are barriers to getting into housing.

Those with substance abuse problems that contribute to housing problems often experience episodic homelessness. This population can often achieve housing stability with intensive case management support. The combination of housing and support is less expensive to the community than allowing continuing episodes of homelessness, and can lead to a lessening of the addictive behavior over time.

Springfield provides assistance to individuals who are repeatedly homeless and have substance abuse disorders through its chronic homelessness programs. The City provides Tenant-Based Rental Assistance to chronically homeless individuals who have intensive supportive services in place to help them maintain housing. In addition, the City has collaborated with the Springfield Housing Authority on a Chronic Homeless Initiative to assist this population. In the Initiative, SHA provides project-based subsidies, and the City coordinates and, in some cases, provides the supportive services. These programs are low threshold, meaning that they do not require sobriety to access housing and services. Treatment is provided on an ongoing basis while an individual is housed.

Non-Housing Needs. Individuals with substance abuse disorders which have not progressed to the stage of causing homelessness are still in need of treatment and/or peer assistance programs such as Alcoholics Anonymous and Narcotics Anonymous. While there are a

range of treatment options in and near Springfield, the high level of need can make it difficult for an individual to access the treatment and support he or she needs.

The City has existing detoxification programs. However, because there is more detox capacity in Worcester, the Springfield Department of Health and Human Services provides regular transportation to the Worcester detox program. Additional health care and public health services that exist for persons with substance abuse disorders, including residential treatment programs, intensive outpatient programs, counseling, and drop-in centers. The City uses CDBG funds to supplement these programs with neighborhood-based recovery programs that engage and support people with addictions in the community.

Victims of Domestic Violence

Population. Given the hidden nature of domestic violence and the problems associated with self-reporting of such sensitive information, reliable statistics on the number of persons in violent domestic situations are not available.

Housing Needs. Victims of domestic violence need to be able to access a housing alternative in an emergency in order to be able to immediately leave a dangerous situation. A network of emergency domestic violence facilities respond to this need. However, in a City such as Springfield, with a very high level of poverty, many victims entering emergency shelter will not have the financial resources to leave shelter, and re-establish stable housing. Springfield's domestic violence shelter, the YWCA, reports that very-low-income women make up a large percentage of people who access the facility, and there is no next available housing step for them. These women need some sort of housing subsidy, on a temporary or long-term basis. This population is primarily served through the Springfield Housing Authority and through Homelessness Prevention and Rapid ReHousing Program funds.

Some of these women may need to remain in a safe environment for some period of time. For many populations, transitional housing programs are a very expensive support that only prolongs the time until a household is in its own home, and are no longer favored. For some victims of domestic violence, however, a transitional housing program may provide a safe location for the time needed. The City is providing HOME funds to support construction by the YWCA of a transitional housing facility.

Non-Housing Needs. Victims of domestic violence need supports before, during, and after leaving an abuser. Some of the needs are: a 24-hour emergency hotline; advocacy and counseling for both women and their children; support groups; legal assistance; emergency shelter and safe bed services; access to medical services, employment and educational opportunities; and safe, neutral, and highly structured environments for court-ordered supervised visitation.

The City provides support to the two entities in the City which provide emergency and/or

housing support to victims of domestic violence:

The **YWCA of Western Massachusetts** is the primary provider of emergency and transitional support to victims of domestic violence and their children, providing a full range of programs and supports.

HAP Housing provides housing support and Homelessness Prevention and Rapid ReHousing Program funds to victims of domestic violence who are re-establishing themselves in housing.

Specific Objectives For Special Needs Populations

Springfield’s overall goal with regard to Special Needs Populations is:

- Support special needs populations with housing options, supportive services, and facilities as appropriate.

Many of the needs of persons with special needs are addressed in the sections that discuss the City’s strategies regarding community and economic development, housing, and homeless services. The City’s types of responses and the relationship to identified special needs populations are summarized in the following chart.

		Strategic Response					
		General Housing Needs	Permanent Supportive Housing	Transitional Housing	Supportive Services	Recreational or Other Programming	Other Facility
Special Needs Population	Elderly	✓			✓	✓	✓
	Persons with Disabilities	✓	✓		✓		✓
	Persons with Alcohol or other Drug Addiction		✓		✓		
	Victims of Domestic Violence	✓		✓	✓		
	Persons with HIV/AIDS	Strategies for this population are covered in the section about Housing Opportunities for Persons With AIDS (HOPWA)					

The City's specific objectives and strategies to meet those objectives are below. The section of the Consolidated Plan in which the strategies are previously mentioned is in parentheses. These other sections provide the numerical goals for each of the activities.

Objective 1. Support persons who are elderly or disabled to remain in their homes or otherwise access stable affordable housing.

Strategies:

- a. Provide elderly and disabled homeowner with deferred payment loans to perform needed emergency repair to their homes. (Housing)
- b. Allow modifications needed due to mobility limitations to be financed under the homeowner emergency repair program. (Housing)
- c. Provide fuel assistance to income-eligible seniors and persons with disabilities. (Community Development)
- d. Support fair housing education and advocacy. (Housing)

Objective 2. Provide community support for elders and persons with disabilities.

Strategies:

- a. Provide senior centers with programming and support directed toward elderly residents.
- b. Provide supportive services for seniors and persons with disabilities.
- c. Create permanent supportive housing opportunities. (Homeless)

Objective 3. Promote housing stability and treatment for persons with behavioral health disabilities and people with alcohol or other drug addiction.

Strategies:

- a. Create permanent supportive housing opportunities. (Homeless)
- b. Provide community support for people in recovery from alcohol or drug addiction.
- c. Provide programs which seek to engage active substance abusers, with the goal of encouraging treatment. (Community Development)

Objective 4. Support victims of domestic violence in their transition to safety and housing stability.

Strategies:

- a. Create transitional housing units for victims of domestic violence. (Homeless)

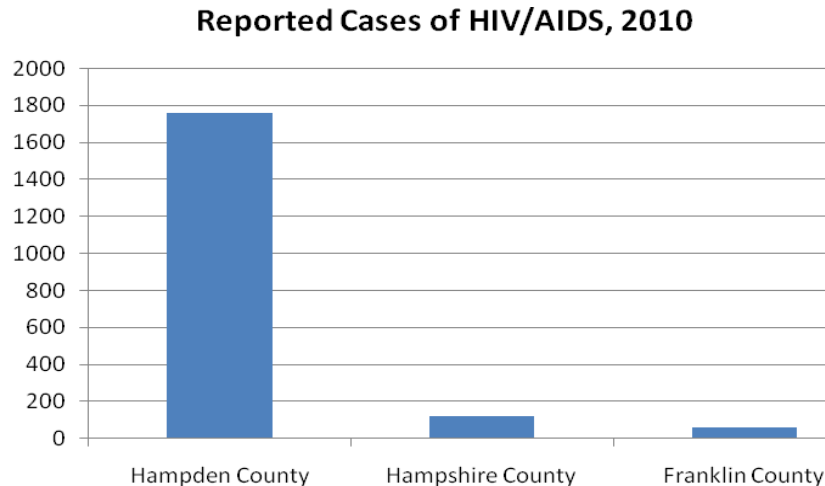
- b. Provide services and housing support to victims of domestic violence.
(Homeless)

The chart below summarizes the City’s numeric goals and funding sources for these housing objectives over the period of this Consolidated Plan.

Special Needs Population Activity	Accomplishment Type	5-Year Goals					Total Goal	Fund Source: CDBG, HOME, NSP, or Other
		Year 1	Year 2	Year 3	Year 4	Year 5		
Senior Services	People	200	200	200	200	200	1000	CDBG, Other
Handicapped Services	People	180	150	150	125	125	730	CDBG, Other
Substance Abuse Services	People	50	10	10	10	10	90	CDBG, Other
Health Services	People	50	50	50	25	25	200	CDBG, Other

Housing Opportunities for People with AIDS (HOPWA)

The City of Springfield administers the Housing Opportunities for Persons with AIDS (HOPWA) program for the three-county area of Hampden, Hampshire and Franklin Counties. In this area, there are 1939 reported cases of HIV/AIDS: 60 in Franklin County, 122 in Hampshire County, and 1757 in Hampden County. For FY2010, the annual allocation of HOPWA funds for the tri-county area is \$481,793.



Priority Needs. Due to improved medication regimens, people with HIV/AIDS are living longer and have a higher quality of life. The primary housing need identified by the community for this population is housing affordability. Some households also need supportive services to maintain their housing.

In Western Massachusetts, the highest contributing factor to HIV infection is injection drug use. Due to this factor, impacted households have barriers to accessing and retaining housing that are in addition to affordability. These include overcoming negative tenant histories and criminal backgrounds. These households are in need housing information and referral, and advocacy and legal services related to housing issues.

Within Hampden County, there is not a shortage of housing units, but there is a shortage of affordable units. Consequently, development of housing facilities has not been identified as a priority need for HOPWA funds.

Funding Priorities. The Springfield area HOPWA grant is used to fund Tenant-Based Rental Assistance (TBRA); Short-Term Rent, Mortgage and Utility (STRMU) Assistance; housing information and advocacy/legal services; and supportive services. In past years, over 70% of funds have been used to provide Tenant-Based Rental Assistance or Short Term

Rental, Utilities or Mortgage Assistance. The rest of the funds go to supportive services, including Rental Start-Up (first, last and security deposit) and legal assistance related to housing issues.

Because the highest rates of HIV/AIDS are overwhelmingly in the cities located in Hampden County (Springfield, Holyoke and Chicopee), this area is targeted to receive the bulk of the funding.

Process for Selecting Providers. In order to select providers of HOPWA programs, Springfield undertakes a formal Request for Proposals process. In FY09, the City RFP process was designated as a two-year round of funding. Agencies funded in the first year would receive renewal funding in the following year, provided that they met performance targets and complied with all grant obligations. For FY11, the City will put out an RFP for three years of funding.

Funded Agencies for FY09 and FY10. The following agencies were funded:

- 1. River Valley Counseling Center** is a licensed mental health clinic and a multi-service agency. The mission of RVCC's HIV/AIDS Project is to support those affected by HIV/AIDS and to promote community awareness of the issues surrounding HIV/AIDS. The Project provides: information, assessment and referral services; comprehensive, bi-lingual/bi-cultural case management for medical and social services; HIV/AIDS consumer support groups; access to the Positive Alliance Network, a program designed specifically to provide mental health services to minorities affected by HIV/AIDS; an array of housing services for HIV+ individuals; and membership to a drop-in center that provides a safe environment for HIV+ individuals to use a computer lab, access video and book libraries, prepare snacks and enjoy healthy congregate lunch meals. RVCC primarily serves residents of Hampden County, and has offices in Springfield and Holyoke. RVCC uses HOPWA funds to provide supportive housing and housing information services and advocacy. RVCC is not a faith-based and/or grassroots organization. For FY10, RVCC will receive \$165,591.
- 2. Center for Human Development HIV/AIDS Law Consortium.** The mission of the HIV/AIDS Law Consortium of Western Massachusetts is to assure access to legal services for individuals and families affected by HIV/AIDS. The Law Consortium is committed to educating both the legal community and the community at large about the legal rights of individuals and families affected by HIV/AIDS and advocating on behalf of people affected by HIV/AIDS to assure that their legal and human rights are preserved. The Law Consortium uses HOPWA funds to provide legal assistance in housing cases, and small group workshops to clients and case managers regarding housing issues. CHD is not a faith-based and/or grassroots organization. For FY10,

CHD will receive \$47,916.

3. **New North Citizen’s Council** provides advocacy, public and human services to Hampden County residents with an emphasis on Hispanic/Latino community for the purpose of enhancing the preservation and support of the family resulting in the improvement of quality of life. NNCC uses HOPWA funds to provide shallow subsidies, rental assistance and supportive services to individuals who are HIV positive and are homeless or at risk of becoming homeless. NNCC is a community organization; it is not faith-based. For FY10, NNC will receive \$124,465.
4. **Cooley Dickinson Hospital’s AIDS Care** provides case management and comprehensive and confidential support services to people living with HIV infection, their families, and friends using a harm reduction philosophy. AIDS CARE primarily serves residents of Hampshire County, and uses HOPWA funds to provide tenant-based rental assistance and support services. Cooley Dickinson is not a faith-based and/or grassroots organization. For FY10, Cooley Dickinson will receive \$128,253.

In FY08, recipients of HOPWA funding served 338 households. The funded agencies provided Tenant-Based Rental Assistance (TBRA) for 32 households; Short-Term Rent, Mortgage, and Utility (STRMU) Assistance for 64 households; housing information and advocacy/legal services to 205 households; and supportive services to 98 households. FY09 HOPWA accomplishments will be reported in the City of Springfield’s Consolidated Plan Annual Performance Report (CAPER) in September 2010.

Output Goals. For FY10 and the remaining years of this Consolidated Plan, HOPWA funds will be used to serve the following numbers of households under each type of activity. These output goals are dependant upon receipt of level HOPWA funding over these years.

HOPWA Outputs, FY2010-2014						
	Year 1	Year 2	Year 3	Year 4	Year 5	Total
Tenant-Based Rental Assistance	32	32	32	32	32	32
Short-Term Rent, Mortgage, and Utility Assistance	60	60	60	60	60	300
Household Information and Advocacy/Legal Services	200	200	200	200	200	1000
Supportive Services	90	90	90	90	90	450

Outcomes. Historically, the Springfield area HOPWA programs that provide TBRA have achieved housing stability outcomes higher than the national program targets. These programs also report success in improving access to health care. Programs providing other types of assistance have not tracked housing stability after the time of intervention, so they do not have data on housing stability. Our community is increasing and broadening use of the Homeless Management Information System (HMIS), so we hope to be able to track this data in the future.

Obstacles to meeting underserved needs. The greatest challenge has been the scarcity of resources to serve the eligible population. Eligible participants generally have low incomes, and require subsidized housing, as well as support services. There is simply not a sufficient supply of affordable housing.

The Tri-county area continues to see an increase in the number of HIV/AIDS cases and a decrease in the public dollars available to serve this growing population. Coupling these factors with an increased life expectancy results in a tremendously burdened system. These factors make it critically important that HOPWA providers continue to partner with mainstream providers of housing and health services.

Consultations. In determining HOPWA funding priorities, the City of Springfield consulted with service providers and client groups throughout the region.

HOPWA Program Monitoring. The City of Springfield incorporates HOPWA programs into its regular monitoring activities for all HUD-funded grant sub recipients. The programs are subject to annual programmatic and fiscal bench reviews. Programs with identified risk factors, as set forth in the City's monitoring policy, are subject to on-site reviews.

HOPWA Certifications. The City of Springfield certifies that it will conform to all programmatic regulations, guidelines and requirements set forth in the HOPWA statute, regulations, Program Guidelines, and HUD Policies while conducting grant activities for the programs funded.

To this end, the City certifies the following:

1. All services/programs supported by grant funds will be delivered on a non-discriminatory basis consistent with the Fair Housing Act of 1988;
2. The City and sub recipients will provide all activities under the program(s) in a manner that is free from religious influence;
3. The City and its sub recipients do not require a fee or donation as a condition for receiving services;
4. The City and its sub recipient organizations will provide housing assistance that is compliant with applicable State and local health, building, and fire safety codes, meeting the U. S. Department of Housing and Urban Development's Housing Quality Standards and Habitability Standards as a minimum, or agrees to help make necessary improvements/repairs for code compliance;
5. The City and its sub recipient organizations shall maintain and operate under a standardized set of procurement procedures designed to assure efficient and proper expenditure of grant funds;

6. The City and its sub recipient organizations will administer a policy to ensure a workplace free from the illegal use, possession or distribution of drugs or alcohol by its employees and/or beneficiaries;
7. The City and its sub recipient organizations will maintain and operate under a standardized conflict of interest procedure for employees and members of the board;
8. The City and its sub recipient organizations will insure the confidentiality of its clients and client records;
9. The City and its sub recipient organizations assure that housing assistance will only be provided to clients within Hampden, Hampshire, and Franklin Counties;
10. The City and its sub recipient organizations assure that it will not provide HOPWA assistance to any client already receiving assistance from another HOPWA grant or not otherwise eligible individuals;
11. The City and its sub recipient organizations (project sponsors) agree to assure availability of appropriate services as required by Sec. 574.310(a) to eligible persons assisted with HOPWA housing assistance; and
12. Sub recipient organizations (unless a unit of local government) have received Federal tax-exempt status under Section 501 (c) of the U. S. Internal Revenue Code.

Section 8:

Anti-Poverty Strategy

Anti-Poverty Strategy

Goals, Programs, and Policies for Reducing Poverty

Springfield is faced with an alarmingly high percentage of families living on or below the poverty level.

Almost 27% of Springfield households live in poverty (\$15,020 for a family of three in 2002). Over a third (33.9%) of children under 18 live in poverty, giving the City one of the highest child poverty rates in the nation. The rate is higher for Latino families, with 58% of children under 18, and 74% of children under five living in poverty. Of all household types, single-parent households headed by women are the poorest, with 62% with children under age five living in households with poverty-level incomes.

There is a strong correlation between literacy rates (early childhood education, K-12, and adult education) and the incidence of poverty. Many poor families are headed by parents who have not finished high school, and cannot compete for better-paying jobs. In Springfield, 26.6% of adults age 25 and over have not completed high school or earned a GED; only 15.4% have earned a bachelor's degree. Without further education, many low-income parents are unlikely to earn incomes that will support their families. According to the Commonwealth MassINC "The State of the American Dream in Massachusetts, 2002," there is a strong relationship between people's literacy skills and their success in today's economy.

By directing resources to serve CDBG-eligible areas, and particularly the NRSA areas, which are the areas hardest hit by poverty, the City will focus its work to reduce the number of persons and families living in poverty in Springfield. The City's anti-poverty efforts focus on three broad categories: increasing education and literacy; increasing employment and training opportunities; and increasing household assets.

Increasing Education & Literacy

Many low-income adults lack the education and English language proficiency needed to support their efforts to attain self-sufficiency. In order to assist individuals in overcoming these barriers, the City shall support Adult Basic Education, GED and English Language classes.

Springfield's Adult Education Center bridges the gap between education and meaningful employment with programs specifically geared to assist participants to obtain a GED Certificate, providing instruction and pre-testing both in English and Spanish. The City maintains partnerships with programs and organizations that are taking a lead in providing literacy and self-sufficiency programs such as Read-Write-Now, as well as neighborhood councils (NNCC), Puerto Rican Cultural Center, Urban League of Greater Springfield, Vietnamese American Civic Association, and the Martin Luther King Family Services. Additional efforts include:

- Provision of Community Scholarships awarded to adults and high school graduating seniors for GED preparation, training programs, vocational schools and post-secondary education.
- Collaboration with public schools in initiatives geared towards the successful completion of grades K-12. Through the City's partnership with the public school system in support of their K-12 programs, the City seeks to have a positive effect on the chronically high drop-out rate, which is a major factor in promulgating the circle of poverty.

Employment & Workforce Development

Many low-income residents lack the skills needed to obtain employment that will pay a living wage and/or offer opportunities for career advancement. The OPED will work with the existing Workforce Development Agencies to support initiatives that create living wage jobs and advancement opportunities for low and moderate income persons.

- The City has identified and will pursue to support economic development strategies that improve income, job expansion and job accessibility. Efforts will be made to develop partnerships with businesses and educational institutions to create work-site and distance learning strategies for job progression. The Hampden County Employment and Training Consortium (HCETC) and Massachusetts Career Development Institute (MCDI), both administer programs that provide job training, counseling and educational training to people who are unemployed or underemployed. The City administers the Senior Community Employment Program, which provides subsidized on-the-job training for adults 55 years and older.

Other efforts include:

- Compliance with the provision of section 3 of the Housing and Urban Development (HUD) Act of 1968, which helps foster local economic development, neighborhood economic improvement, and individual self-sufficiency by assuring that job training, employment, and contracting opportunities will be made available for low- or very-low income residents in connection with projects and activities in their neighborhoods.
- Enhancement of existing commercial corridors to provide opportunities for business expansion and job creation.
- Provision of funding for education, vocational, and employment training for homeless and low income families to increase employment opportunities in living wage jobs.
- Support for resident-based initiatives that result in low-income households having ownership over real estate and small businesses.

The Regional Employment Board (REB) of Hampden County coordinates programs and initiatives in support of the City's goal of reducing poverty, including:

- Work Force Investment Act (WIA), providing pre-employment, training and job placement services to more than 900 low-income youth and adults annually.
- Pathways to Success by 21, which focus on increasing the employment rate of youth 16-24, and increases the educational attainment levels and post-secondary education participation rates of dropout youth 16-24, focusing especially on Latino and African American Youth.
- Education, Training and Job Placement for TAFDC Recipients

Increase Household Assets

Families living in poverty are often unable to take any steps toward building wealth, thereby continuing to struggle in poverty and being unable to support a better life for children, themselves, or other family members. Strategies that enable families to save, to invest, and to become homeowners support families and their future generations to escape poverty. The City will support initiatives that provide opportunity for low-income households to build wealth, such as the following:

- Creation of affordable homeownership opportunities using HOME and NSP funds, the Section 8 Homeownership Program, use of City-owned tax-title houses for rehabilitation or redevelopment, and support for sweat-equity programs such as Habitat for Humanity.
- Provision of support for low-income households to become homeowners, through homebuyer education classes, home-buyers' support clubs, fair housing education, and post-purchase counseling.
- Support for opportunities for households to save money toward goals such as homeownership, through Individual Development Accounts or similar programs.
- Provision of down-payment support to enable first-time buyers to become homeowners, and lending support to the call for expansion of current initiatives in which area employers provide financial assistance for employees to purchase a home.
- Provision of opportunities to enhance financial literacy.
- Provision of access to reasonably-priced and non-predatory financial products and services for low-income households.
- Expand the Volunteer Income Tax Assistance (VITA) program which provides free tax preparation assistance from IRS-certified tax preparers saving money that would

otherwise be spent in preparation fees and returning substantial amounts in tax credits

Impact on Poverty Rates

The City of Springfield will use the skills and services of its Office of Planning and Economic Development, Housing Department, Neighborhoods Division, and Neighborhood Services, Planning Department, the Department of Health and Human Services and partners assist in reducing the number of poverty level families. The City of Springfield will continue to identify opportunities to support the work of Springfield Partners for Community Action, the federally designated Anti-Poverty Agency regarding its work to assist city residents through programs to assist with weatherization, telephone reassurance, community food and nutrition, community health advocacy, volunteer income tax assistance, financial literacy and awareness, individual development accounts, childcare, food distribution and community market programs.

The City's resources alone are not sufficient to significantly impact the poverty rate in Springfield. The City will maximize leveraged resources through work with community-based organizations, private sector partners, state and federal social services, economic development agencies and not-for-profits that work to assist low-income households to increase skills, incomes and assets.

Even with these partnerships it will be difficult for the jurisdiction to reduce the number of poverty-level families in Springfield. Therefore, the impact of the City's anti-poverty strategy on the reduction of Springfield's poverty rate will be contingent upon the ability of the City and the partnerships described above to find economies of scale and leverage additional resources.

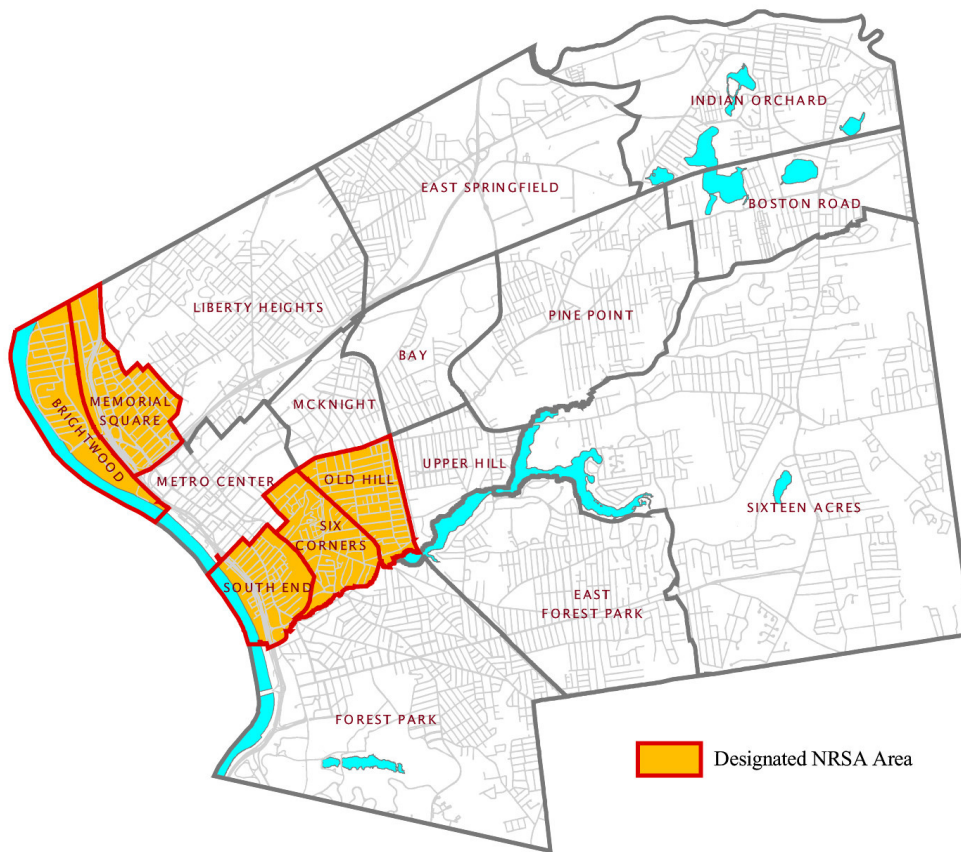
While it will be difficult for the City to effect noticeable reductions to the pervasive poverty that exists in Springfield—in 2000 median family income was \$36,285 and the poverty rate hovered just below 20%—the City and its partners can assist individual families to improve their financial circumstances and escape poverty.

Section 9:

Neighborhood Revitalization Strategy Areas

Neighborhood Revitalization Area Overview

The City requests HUD's continued designation of the Old Hill/Six Corners, South End, and Memorial Square/Brightwood neighborhoods as Neighborhood Revitalization Strategy Areas (NRSAs). These neighborhoods were approved by HUD as NRSAs in 2005. The designated NRSA areas are shown on the map below.



The City of Springfield intends to maintain its intense efforts to fundamentally change its urban neighborhoods that are located within the NRSAs. These communities are home to some of the City's poorest residents and have a wealth of ethnic diversity. The residents, businesses owners, and key stakeholders within the NRSA are dynamic, diverse, and eager for positive change and new investment.

The premise of a NRSA is that a concentrated investment of resources in a limited impact area can have a substantial impact for a targeted revitalization area. Springfield's strategy for

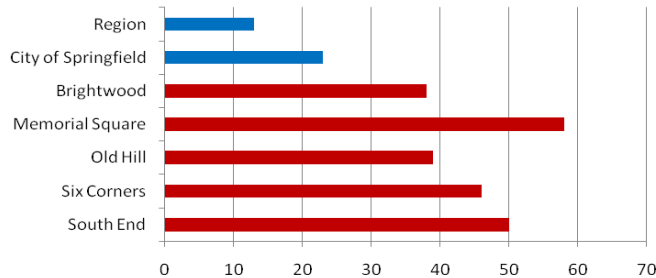
these areas hinges on a coordinated marshalling of resources, including those of federal, state and local governments; the private sector; community organizations; and neighborhood residents.

Springfield's NRSA initiatives started in 2005 with initial planning, investment in capacity, and identification of partners and resources. As a result, revitalization has been taking place at a steady rate since NRSA designation, but many major initiatives were started in 2008 or 2009, and are still ongoing. In addition, success in the NRSAs has been handicapped by the down-turn in the housing market. These neighborhoods have been very hard-hit by foreclosures, and now have significant numbers of vacant and abandoned homes and blighted commercial structures. Continued investment in these neighborhoods has the potential to take advantage of redevelopment of these properties, would build on the work that that has been initiated, and would support the City's overall efforts to attract private investment.

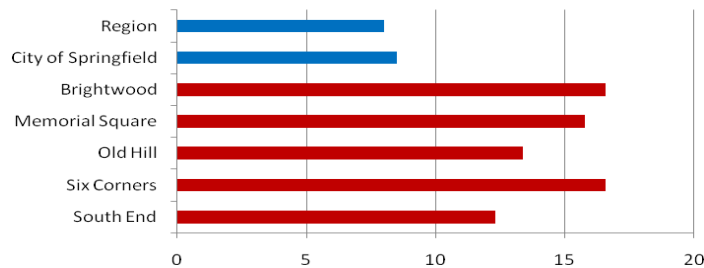
Neighborhood Indicators

Poverty and Unemployment. The NRSA neighborhoods have high levels of poverty and unemployment.

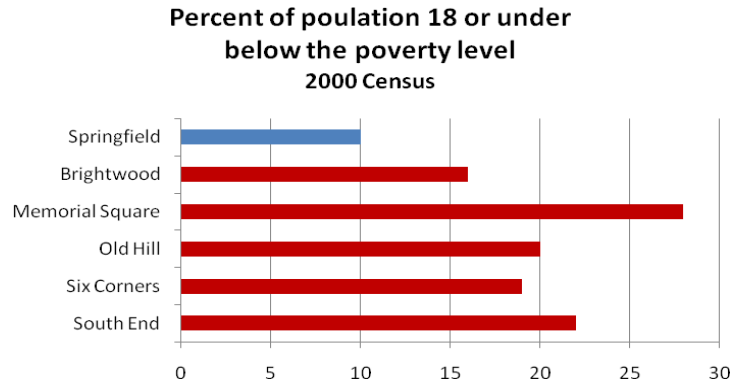
Percent Persons Below Poverty Level
2000 Census



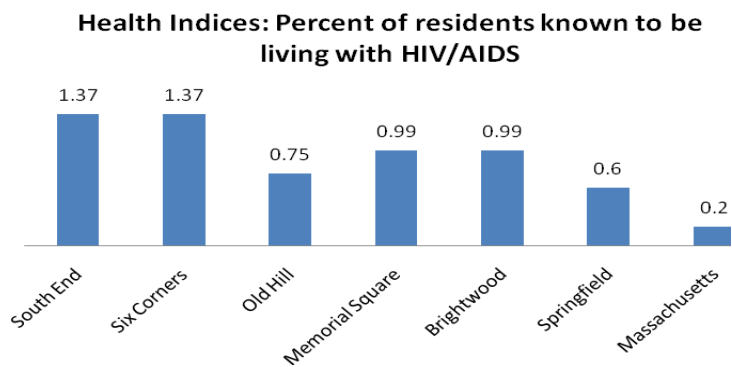
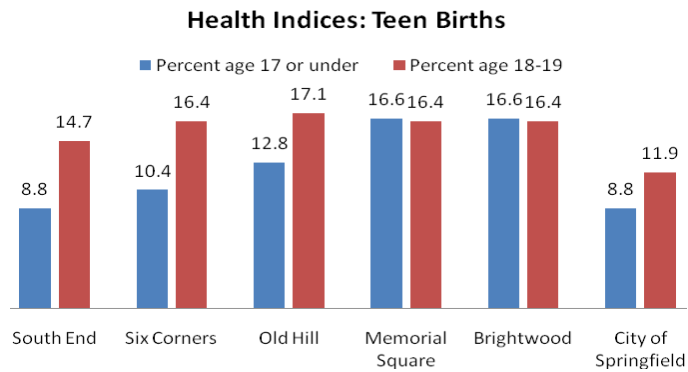
Percent of Persons Unemployed
2000 Census



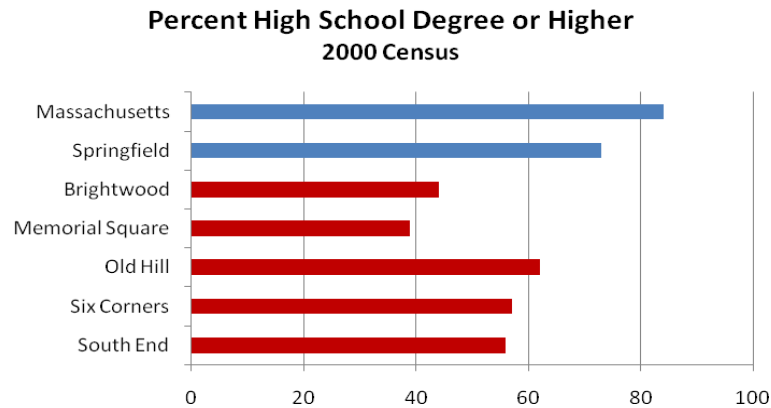
Levels of child poverty are extremely high.



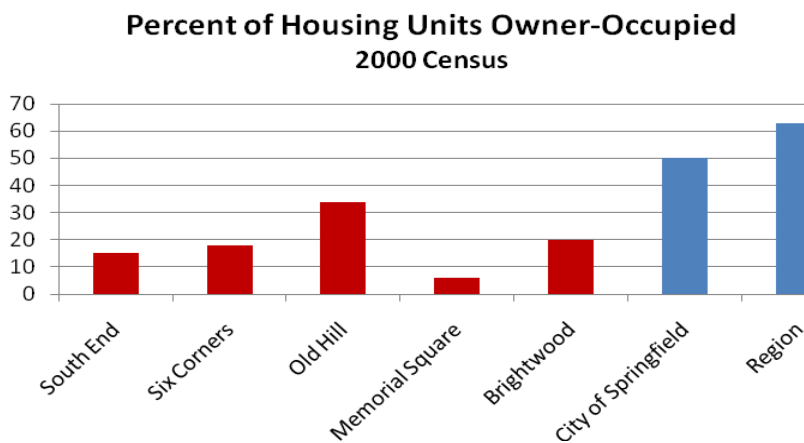
Health Indices. In these neighborhoods of concentrated poverty, there are higher levels of health and social problems than in the City or region as a whole.



Educational attainment is lower than in the City or region as a whole.



Housing. Housing in these neighborhoods is predominantly rental, and the neighborhoods have experienced high rates of foreclosures and vacancies.



Foreclosures. The NRSA neighborhoods are among neighborhoods with the highest foreclosure rates in the region. The South End, Six Corners, Old Hill and Memorial Square have all earned a 10, the highest rating, in HUD’s census-tract level calculation of foreclosure and abandonment risk; while Brightwood’s score is only 8, the likely reason for this lower number is the very high percentage of publicly-subsidized rental housing in Brightwood.

Vacant Properties. The very low value of homes in the NRSA neighborhoods, combined with very high renovation costs, has resulted in foreclosed homes being unable to sell, and some owners abandoning properties even before they go to foreclosure. For example, in the South End, there are an estimated 57 vacant properties, which is 7% of all properties. In the City’s NSP target area in Old Hill, 12% of properties are vacant, which is 86 vacancies.

Lead Hazards. The neighborhoods have numerous units which are at high risk for lead, a designation which means the units were built before 1950 and are occupied by families living below the poverty level. It is estimated that 32% of all the City’s high risk units are in these neighborhoods.

Lead Hazards	
Neighborhood	Number of High-Risk Units
South End	470
Six Corners	730
Old Hill	320
Memorial Square	301
Brightwood	194
Total in NRSA Neighborhoods	2,015
City of Springfield	6,207

City of Springfield Neighborhood Revitalization Strategy Areas

The South End NRSA

Springfield’s South End is located just south of downtown along Main Street, bordered by State Street to the north and Mill Street to the south. It is the southern gateway to the City from Interstate 91. It is a small urban neighborhood made predominantly of single and two-family houses. A section of the neighborhood known as Hollywood contains historic four-story walk-up apartment blocks. The neighborhood includes a series of retail storefronts along Main Street which include some of the City’s best known local restaurants and shops.

In 2006, the City of Springfield invited the Urban Land Institute (ULI) to the City to help map an immediate course of action for economic development. This road map touched on residential, commercial and industrial development and made wide-ranging recommendations. The ULI recommendations released in the fall of 2006 identified the South End as its number one priority neighborhood project.

In early 2008, GLC Development Resources prepared a report that studied in detail the retail and housing market conditions in the South End. A later report, released in July 2008, identified a more specific revitalization plan and action agenda for the South End which would improve the quality of life and housing choice for local residents.

Revitalization plan recommendations were refined with the help of a yearlong community process undertaken by the City and group of stakeholders, the South End Revitalization Coalition. The City and the Coalition have been holding Stakeholders meetings since November of 2007 to fashion the consensus plan. Through the work and interactions with the Stakeholders and the South End community, the City has shaped the South End Revitalization Initiative.

The Initiative is a series of connected public and private initiatives designed to systematically improve the condition of housing, open space, infrastructure and retail in the South End. These initiatives include streetscape improvements to Main Street and Dwight Street Extension, significant improvements to Emerson Wight Park, the redevelopment of the Gemini Site, and the redevelopment of Arlington Court and the Hollywood buildings.

The Initiative's progress to date includes:

- Extensive community engagement in the neighborhood planning process.
- Road and streetscape improvements on Main Street well underway.
- 90% completion of design for streetscape improvements to Dwight Street Extension.
- Open space planning and designation of an Urban Renewal Area in order to transform Emerson Wight Park.
- Initiation of a Corridor Storefront Improvement Program, made available to businesses facing Main Street.
- Clearance and greening of the Gemini site.
- Redevelopment of Arlington Court is underway, in a privately funded project by a local developer.
- Designation of the area as a Neighborhood Stabilization Program target area, and identification of several NSP-funded projects to take place within the area.
- Award of DHCD funds to create a youth energy conservation/efficiency employment program, as well another program to provide workforce, job readiness, education, and life skills for self-sufficiency training for high-risk youth who will perform community improvements in the South End.

During the period of this Consolidated Plan, the City's specific objectives for the South End and strategies to meet those objectives are below.

Objective 1. Attract and retain business on Main Street.

Strategies:

- a. Provide small grants to businesses locating in currently vacant/boarded up retail storefronts.
- b. Continue road and streetscape improvements along Main Street.

Objective 2. Increase income diversity by providing new housing ownership opportunities.

Strategies:

- a. Create infill homeownership opportunities on vacant lots in the neighborhood.
- b. Promote homeownership in the neighborhood through an incentive buyer

down payment program, which is a higher level of down payment assistance than is available in the non-NRSA neighborhoods.

Objective 3. Improve appearance and appeal of existing apartment buildings.

Strategies:

- a. Provide funding to undertake the rehabilitation of apartment buildings throughout the neighborhood, especially in the Hollywood section.
- b. Remove blighted structures in and around the Hollywood section, as a means of opening up the apartments to Main Street, and reducing density in the area.

Objective 4. Increase the visibility and safety of Emerson Wight Park.

Strategies:

- a. Undertake park improvements and reconfiguration as set forth in plan for redevelopment of Emerson Wight Park.

Objective 5. Improve opportunities and support for neighborhood residents.

Strategies:

- a. Support job training for South End residents, with a particular focus on youth.
- b. Support key agencies in the neighborhood, such as the South End Community Center, Square One, and Caring Health Center, with funds for programming and/or facilities.
- c. Provide neighborhood-level outreach and information regarding the City's emergency repair program.
- d. Provide neighborhood-level outreach and information regarding foreclosure prevention.

Objective 6. Increase public safety.

Strategies:

- a. Clear abandoned and vacant property.
- b. Continue with quality of life code enforcement sweeps in neighborhood.
- c. Demolish blighted houses in the neighborhood.

The Old Hill/Six Corners NRSA

The Old Hill and Six Corners neighborhoods are located south east of downtown. This area is bordered by State Street to the north and Locust and Rifle Streets to the south. To the west, it is bordered by Maple Street, which divides Six Corners from the South End neighborhood. To the east is Wilbraham Avenue, a location which borders area schools, including Springfield College and the Massachusetts Career Development Institute.

Like the South End, these two adjoining urban neighborhoods are made predominantly of single and two-family houses. State Street, along the eastern edge of the neighborhoods, is a major retail corridor, and Central Street is a major corridor through Six Corners.

These neighborhoods have been subject to several major initiatives over the past several years, as well as planning for future improvements. These include the State Street Corridor project, a major state and federal initiative street and transportation initiative designed to reconstruct the corridor as visually appealing urban boulevard. The State Street Alliance, comprised of over 50 private and public entities dedicated to the redevelopment of State Street, commissioned the study “The State Street Corridor Redevelopment Program,” which identifies specific development projects along the corridor, several of which are in the Old Hill and Six Corners neighborhoods.

The Old Hill Neighborhood Revitalization Initiative, launched in 2003 as the result of a master planning process sponsored by the City of Springfield and Springfield College, incorporates as a key element the commitment to increase homeownership. Three nonprofit housing developers, HAPHousing, Springfield Neighborhood Housing Services, and Greater Springfield Habitat for Humanity, came together with the Old Hill Neighborhood Council to form the Old Hill Revitalization Collaborative. Together, the agencies committed to developing over several years 100 new or rehabilitated, energy-efficient homes for homeownership. Each home replaces a vacant and abandoned structure or utilizes a vacant lot, reducing neighborhood blight and bringing new homeowners to Old Hill. This commitment is part of a larger effort, the Partnership for the Renewal of Old Hill, which has more than 45 partners and supporters working on a variety of improvements to public safety, educational opportunities and infrastructure such as parks and streets.

Springfield’s Educational Corridor Vision Plan, completed in July 2008, sets forth a vision for an “urban campus” bordering the eastern edge of the Old Hill neighborhood. Stretching between Mason Square and the AIC campus on the north and the Springfield College campus on the south, the educational corridor will link together educational communities that serve more than 10,000 students. At the heart of the corridor will be a new Education Green, a place shared between the schools and surrounding neighborhoods.

Revitalization initiatives completed or currently underway in the Old Hill and Six Corners neighborhoods include:

- Complete redevelopment of the State Street Corridor, a \$13 million series of street, sidewalk and streetscape improvements to State Street.
- Development of 44 new or renovated homes in Old Hill and Six Corners.
- Completion of a new federal courthouse adjacent to the Six Corners neighborhood on State Street.
- Ongoing Central Street revitalization includes the private development of six new single-family homes for homeownership, additional homes developed or redeveloped by the Old Hill Collaborative, demolition of the blighted Spruce Manor Nursing Home, and greening of a series of parcels owned by the City of Springfield.

During the period of this Consolidated Plan, the City's specific objectives for Old Hill/Six Corners and strategies to meet those objectives are below.

Objective 1. Attract retail, commercial, and market-rate housing to the State Street Corridor.

Strategies:

- a. Provide funding to Main Street retail owners to improve building facades.
- b. Promote market-rate housing and commercial opportunities in historic buildings and commercial opportunities on available lots on State Street.

Objective 2. Improve appearance of the Central Street Corridor.

Strategies:

- a. Demolish the Spruce Manor Nursing Home.
- b. Undertake interim greening and fencing of City-owned lots along Central Street.
- c. Continue to develop single-family homes along both sides of Central Street, east of Pine Street.

Objective 3. Increase income diversity by providing new housing ownership opportunities.

Strategies:

- a. Create infill homeownership opportunities on vacant lots in the neighborhood.
- b. Promote homeownership in the neighborhood through an incentive buyer down payment program, which is a higher level of down payment assistance than is available in non-NRSA neighborhoods.

Objective 4. Assist existing homeowners to preserve their housing and stay in the neighborhood.

Strategies:

- a. Provide neighborhood-level outreach and information regarding the City's homeowner emergency repair program.
- b. Provide neighborhood-level outreach and information regarding foreclosure prevention.

Objective 5. Increase public safety.

Strategies:

- a. Clear abandoned and vacant property.
- b. Continue with quality of life code enforcement sweeps in neighborhood.
- c. Demolish blighted houses in the neighborhood.

Objective 6. Improve the physical attractiveness of the neighborhood.

Strategies:

- a. Target streets with newly-developed homeownership opportunities for street improvements.

The Memorial Square/Brightwood NRSA

Memorial Square and Brightwood are two small neighborhoods which together make up Springfield's North End. Memorial Square is centered on Main Street, north of I-291 to the City's border. Brightwood is the neighborhood to the west of Memorial Square, on the other side of the north-south I-91 and extending west to the Connecticut River. The neighborhood was divided in the 1960's by the construction of I-91, and the Brightwood section is cut off from the retail and commercial district in Memorial Square.

There are about 10,000 residents in the North end, the vast majority of which identify as Hispanic/Latino. It is the most culturally homogeneous neighborhood in Springfield. Over 75% of residents are Puerto Rican.

The North End is home to Baystate Health, one of the City's largest employers, and a major contributor to the neighborhood community.

One of the strengths of the community is the North End Outreach Network (NEON), a collaboration started in 1996 between the New North Citizens Council, Gandara Center, the Spanish American Union, and Brightwood Health Clinic, which is affiliated with Baystate Health. NEON community health workers, not affiliated with a particular service provider,

are charged with reaching every person in the community, in order to advocate with them, connect them to services, collect information from them, help organize residents around community issues.

The affiliation between the agencies that started NEON has also produced the Campus Committee, a collaboration that seeks to create a hub of activity, directed toward lifelong learning and centered at the local schools, which brings together community groups and neighborhood residents. In 2008, Baystate Health committed to fund the Campus Committee and NEON, at \$572,000 per year for a period of seven years. This support is expected to enhance community capacity, and will be an important counterpart to physical revitalization that will take place within the neighborhoods.

Revitalization and employment initiatives completed or currently underway in the Memorial Square and Brightwood neighborhoods include:

- New North Citizens Council has been awarded \$300,000 in CDBG-R funds to support job training programs, which will give priority to North End residents.
- A \$250 million expansion of Baystate Hospital is underway, and is expected to contribute to substantial job growth in the neighborhood once completed.
- MassHighway has completed planning and design for road and sidewalk reconstruction, streetscape improvements and pedestrian connections along Main Street, with construction expected to begin 2011.
- Two new single-family infill homes constructed by the New North Housing Initiative with HOME funds assistance have been recently completed and sold quickly at market value.

During the period of this Consolidated Plan, the City's specific objectives for Memorial Square/Brightwood and strategies to meet those objectives are below.

Objective 1. Revitalize the Main Street retail/commercial corridor.

Strategies:

- a. Through the Develop Springfield initiative, provide funding for façade and storefronts to business owners along the Main Street corridor.
- b. Provide street, sidewalk and streetscape improvements which augment the MassHighway project, including on side streets directly off Main Street.

Objective 2. Provide training to assist neighborhood residents to obtain living wage jobs, particularly jobs expected to be created as a result of the Baystate Hospital expansion.

Strategies:

- a. Fund workforce development initiatives targeted to the North End.

Objective 3. Increase income diversity by providing new housing ownership opportunities.

Strategies:

- a. Create infill homeownership opportunities on vacant lots in the neighborhood.
- b. Promote homeownership in the neighborhood through an incentive buyer down payment program, which is a higher level of down payment assistance than is available in the non-NRSA neighborhoods.
- c. Continue promotion of neighborhood homeownership through the Buy Springfield Now campaign and promotion of the Baystate employee assistance program.

Objective 4. Assist existing homeowners to preserve their housing and stay in the neighborhood.

Strategies:

- a. Provide neighborhood-level marketing of the City's homeowner emergency repair program.
- b. Provide neighborhood-level outreach and information regarding foreclosure prevention.

Objective 5. Improve neighborhood facilities.

Strategies:

- a. Assist New North Community Center in development of a new facility, and demolition of the existing building.
- b. Assist the community in repurposing the Greek Cultural Center building.

Objective 6. Improve the physical attractiveness of the neighborhood.

Strategies:

- a. Clear abandoned and vacant property.

- b. Continue with quality of life code enforcement sweeps in neighborhood.
- c. Improve neighborhood parks, especially Calhoun Park.

The following chart shows the annual performance goals for each of the NRSA activities. Many of these are subsets of goals otherwise set forth in this plan.

NRSA Activity	Accomplishment Type	5-Year Goals					Total Goal	Fund Source: CDBG, Other
		Year 1	Year 2	Year 3	Year 4	Year 5		
Eco Dev Direct Assistance to For-Profits	Businesses	3	3	3	3	3	15	CDBG, Other
Eco Dev Technical Assistance	Businesses	2	2	2	2	2	10	CDBG, Other
Micro-Enterprise Assistance	Businesses	3	3	3	3	3	15	CDBG, Other
Employment Training	People	27	25	25	25	25	127	CDBG, Other
Street Improvements/Sidewalks	People	5000	5000	5000	5000	5000	25,000	CDBG, Other
Park Reconstruction	Facilities	2	2	2	2	2	10	CDBG, Other
Clearance and Demolition	Units	15	15	15	15	15	75	CDBG, Other
Targeted Code Enforcement	Housing units	500	500	500	500	500	2,500	CDBG, Other
Vacant Lot Cleanup	Units	100	100	100	100	100	500	CDBG, Other
Interim Lot Greening	Units	2	2	2	2	2	10	CDBG, Other
Public Facilities and Improvements	Facilities	2	2	2	2	2	10	CDBG, Other
Down payment Assistance, Additional NRSA incentive	Households	36	36	36	36	36	180	CDBG, Other
Homeowner Emergency Repair and Rehabilitation	Housing Units	5	5	5	5	5	25	CDBG, Other
Multi-Family Rental Housing Rehabilitation	Housing Units	10	10	20	20	20	80	HOME, Other
Rehabilitation/ Redevelopment for Affordable Homeownership	Housing Units	10	10	10	10	10	50	NSP, CDBG, HOME, Other
Receivership of abandoned multi-family rental buildings	Housing Units	5	5	5	5	5	25	CDBG, Other

Appendix

Comprehensive Housing Affordability Data

Federal Stimulus Funding

Subsidized Housing Inventory

Notices of Public Hearings/Meetings

Public Meetings and Comments

Resident survey

Comprehensive Housing Affordability Data

Very low income households (0 to 30% of Median Family Income)

Renters: the priority categories in this income level are small related families and all other households. The needs for other renting households at this income level are met in part through the Springfield Housing Authority.

			Housing Needs - Comprehensive Housing Affordability Strategy (CHAS) Data Housing Problems	Current % of Households	Current Number of Households
Household Income <=30% MFI	Renter	Elderly	NUMBER OF HOUSEHOLDS	100%	2497
			With Any Housing Problems	53.9	1347
			Cost Burden > 30%	52.6	1314
			Cost Burden >50%	31.6	789
		Small Related	NUMBER OF HOUSEHOLDS	100%	4175
			With Any Housing Problems	75.7	3160
			Cost Burden > 30%	71.3	2975
			Cost Burden >50%	54.0	2255
		Large Related	NUMBER OF HOUSEHOLDS	100%	1265
			With Any Housing Problems	85.8	1085
			Cost Burden > 30%	78.3	990
			Cost Burden >50%	63.6	805
		All other households	NUMBER OF HOUSEHOLDS	100%	3029
			With Any Housing Problems	64.5	1954
			Cost Burden > 30%	62.5	1894
			Cost Burden >50%	49.4	1495
	Owner	Elderly	NUMBER OF HOUSEHOLDS	100%	1244
			With Any Housing Problems	78.7	979
			Cost Burden > 30%	78.7	979
			Cost Burden >50%	40.6	505
		Small Related	NUMBER OF HOUSEHOLDS	100%	450
			With Any Housing Problems	77.8	350
			Cost Burden > 30%	74.4	335
			Cost Burden >50%	74.4	335
		Large Related	NUMBER OF HOUSEHOLDS	100%	133
			With Any Housing Problems	94.0	125
			Cost Burden > 30%	94.0	125
			Cost Burden >50%	78.9	105
All other households	NUMBER OF HOUSEHOLDS	100%	354		
	With Any Housing Problems	78.8	279		
	Cost Burden > 30%	78.8	279		
	Cost Burden >50%	59.3	210		

Low income households (30% to 50% of Median Family Income)

Renters: all in this income level are priority categories for the City of Springfield.

Owners: a priority label was given by the City to the small related, and large related households.

		Housing Needs - Comprehensive Housing Affordability Strategy (CHAS) Data		Current % of Households	Current Number of Households
		Housing Problems			
Household Income >30% to <=50% MFI	Renter	Elderly	NUMBER OF HOUSEHOLDS	100%	1137
			With Any Housing Problems	39.8	452
			Cost Burden > 30%	39.4	448
			Cost Burden >50%	9.2	105
		Small Related	NUMBER OF HOUSEHOLDS	100%	2434
			With Any Housing Problems	61.0	1484
			Cost Burden > 30%	54.4	1324
			Cost Burden >50%	12.5	304
		Large Related	NUMBER OF HOUSEHOLDS	100%	838
			With Any Housing Problems	72.0	603
			Cost Burden > 30%	47.5	398
			Cost Burden >50%	8.2	69
		All other households	NUMBER OF HOUSEHOLDS	100%	1050
			With Any Housing Problems	61.9	650
			Cost Burden > 30%	61.0	640
			Cost Burden >50%	15.7	165
	Owner	Elderly	NUMBER OF HOUSEHOLDS	100%	1770
			With Any Housing Problems	45.8	810
			Cost Burden > 30%	45.2	800
			Cost Burden >50%	16.9	300
		Small Related	NUMBER OF HOUSEHOLDS	100%	764
			With Any Housing Problems	79.1	604
			Cost Burden > 30%	79.1	604
			Cost Burden >50%	51.6	394
		Large Related	NUMBER OF HOUSEHOLDS	100%	202
			With Any Housing Problems	85.6	173
			Cost Burden > 30%	83.7	169
			Cost Burden >50%	54.0	109
All other households	NUMBER OF HOUSEHOLDS	100%	273		
	With Any Housing Problems	72.9	199		
	Cost Burden > 30%	72.9	199		
	Cost Burden >50%	45.4	124		

Low income households (30% to 50% of Median Family Income)

Renters: all in this income level are priority categories for the City of Springfield.

Owners: a priority label was given by the City to the small related, and large related households.

		Housing Needs - Comprehensive Housing Affordability Strategy (CHAS) Data Housing Problems		Current % of Households	Current Number of Households
Household Income >30% to <=50% MFI	Renter	Elderly	NUMBER OF HOUSEHOLDS	100%	839
			With Any Housing Problems	33.3	279
			Cost Burden > 30%	32.1	269
			Cost Burden >50%	4.1	34
		Small Related	NUMBER OF HOUSEHOLDS	100%	2175
			With Any Housing Problems	27.6	600
			Cost Burden > 30%	21.6	470
			Cost Burden >50%	1.4	30
		Large Related	NUMBER OF HOUSEHOLDS	100%	735
			With Any Housing Problems	44.9	330
			Cost Burden > 30%	12.9	95
			Cost Burden >50%	0.0	0
		All other households	NUMBER OF HOUSEHOLDS	100%	1640
			With Any Housing Problems	27.4	450
			Cost Burden > 30%	23.5	385
			Cost Burden >50%	0.6	10
	Owner	Elderly	NUMBER OF HOUSEHOLDS	100%	2399
			With Any Housing Problems	16.0	384
			Cost Burden > 30%	16.0	384
			Cost Burden >50%	3.3	80
		Small Related	NUMBER OF HOUSEHOLDS	100%	1704
			With Any Housing Problems	59.5	1014
			Cost Burden > 30%	59.3	1010
			Cost Burden >50%	11.7	200
		Large Related	NUMBER OF HOUSEHOLDS	100%	650
			With Any Housing Problems	62.3	405
			Cost Burden > 30%	45.4	295
			Cost Burden >50%	6.9	45
All other households	NUMBER OF HOUSEHOLDS	100%	794		
	With Any Housing Problems	61.0	484		
	Cost Burden > 30%	59.7	474		
	Cost Burden >50%	20.7	164		

Federal Stimulus Funding

CITY OF SPRINGFIELD - COMPTROLLER'S OFFICE ARRA - FUNDS FY 2009-2010

<u>FY</u>	<u>FUND</u>	<u>DEPT</u>	<u>PROJ</u>	<u>DESCRIPTION</u>	<u>AMOUNT</u>
009	2598	300	59809	ARRA - RECOVERY II	27,630,323.00
010	2506	300	IDE10	STIMULUS IDEA	4,431,454.00
010	2506	300	STB10	STIMULUS STABILIZATION	14,916,609.20
010	2506	300	TTL10	TITLE 1 ARRA	8,673,712.93
010	2506	300	EEC10	ECSE ARRA	171,940.00
010	2535	300	ARA10	MCKINNEY-VENTO ASSISTANCE-ARRA	65,307.00
010	2599	300	15210	ARRA NSLP EQUIPMENT ASSISTANCE	235,640.00
010	2673	541	67319	ARRA SENIOR AIDE	194,734.00
010	2677	520	67719	ARRA-INCREASE SERVICES TO HEALTH CE	144,811.00
010	2677	520	67729	ARRA-CAPITAL IMPROVEMENT PROJECT	386,045.00
010	2690	220	6901A	MMRS - FY 10	321,221.00
010	2624	210	6241A	JAG ARRA	1,255,375.00
010	2697	180	16110	CDBG-R ENTITLEMENT	1,111,756.00
010	2697	180	16210	HPRP ENTITLEMENT	1,700,802.00
010	N/A	N/A	N/A	ARRA POLICE STAFFING GRANT	338,482.00
010	N/A	N/A	N/A	ARRA FIRE STAFFING GRANT	518,558.00
				TOTAL	\$ 62,096,770.13

DHCD Subsidized Housing Inventory

DEPARTMENT OF HOUSING AND COMMUNITY DEVELOPMENT CH40B SUBSIDIZED HOUSING INVENTORY Springfield

DCHD #	Project Name	Address	Type	Total Affordability SHI Expires	Units	Agency	Permit?
2890	Central & Ashley St	100 Ashley St, 2-4-6 Gerish Ct, 425 Central St, 235-237 Bay St, 151-155 Sherman St	Rental	40	No	HUD	
2891	Central Apts	347-367 Central St	Rental	44	No	HUD	
2892	Christopher Court	1118-1122 St. James Ave	Rental	96	No	HUD	
2893	John L. Sullivan Apts	104, 112, 120 Stafford St; 166-196& 177-185 Nursery St	Rental	96	No	HUD	
2894	Johnny Appleseed Apts	500 Hancock St	Rental	60	No	HUD	
2895	Katherine Jones Apts	35-49 Pendleton Ave	Rental	32	No	HUD	
2896	Mamilla Apts	13-55, 18-44 Mamilla Ave; 72-78 Ralph St	Rental	34	No	HUD	
2897	Marble Apartments	111-117, 112-118 Marble St	Rental	48	No	HUD	
2898	Morgan Manor	31, 35, 37, 41, 45, 47, 51 Morgan St	Rental	52	No	HUD	
2899	Moxon Apts	23-77 Moxon St; 22-68 Healey St	Rental	52	No	HUD	
2900	Patrick Harrigan Apts	107-111 Belmont Ave; 59-65-69-73-77-81 Woodside Terrace	Rental	32	No	HUD	
2901	Pendleton Apts	178, 186, 194 Pendleton Ave	Rental	19	No	HUD	
2902	Pine-James Apts	25, 29, 33, 35, 39, 41, 45 Pine St	Rental	42	No	HUD	
2903	Pine-Renee Apts	231, 235, 239 Pine St; Renee Circle	Rental	48	No	HUD	
2904	Riverview Tower & Apts	Clyde, Division, Sanderson Sts.	Rental	344	No	HUD	
2905	Stephen T. Collins Towers	17-19, 25-27 Saab Court	Rental	200	No	HUD	
2906	Tri-Towers	18-20 Saab Court	Rental	88	No	HUD	
2907	John I. Robinson Gardens	Bay St/Berkshire Ave/ Robt Dyer Cir/Wm Snads Jr. Rd.	Rental	136	No	DHCD	
2908	John I. Robinson Gardens	Bay St/Berkshire Ave/ Robt Dyer Cir/Wm Snads Jr. Rd.	Rental	136	No	DHCD	
2909	John J. Duggan Park Apts	Arthur Picard Cir/Goodwin St /Layton Bros. Rd/Rodney Smith Circle	Rental	196	No	DHCD	
2910	Reed Village	Aster, Bay, Sts., Edmund Wayne Circle, Lionel/Benoit Rd.	Rental	200	No	DHCD	
2911	Cape Diem	1228-1240 Carew St, Shaine Cir	Rental	75	No	DHCD	
2912	Forest Park Manor	472-530 Dickenson St; 4-102 Trifton St; 12-90 Barney Lane	Rental	116	No	DHCD	
2913	Harry P. Hogan Apts	63-71 Florida St, 138-142 St. James Ave	Rental	32	No	DHCD	
2914	Indian Orchard Manor	1-57, 2-36 Milton Court	Rental	40	No	DHCD	
2915	Major Gen. Jos. P. Gentile Apts	85 William St	Rental	102	No	DHCD	
2916	Morris School	45 Dewey St	Rental	19	No	HUD	
2917	Morris School II	603 Berkshire Ave	Rental	45	No	DHCD	
2918	n/a	Bof Hollow, Bradley, Egan Dr, Shady Brook Ln, Keddy, Lawton, Leatherleaf	Rental	10	No	DHCD	
2919	n/a	54-58 Manhattan St/14-18 Eagan Dr	Rental	18	No	DHCD	
2920	n/a	Arch St	Rental	25	No	DHCD	
2921	n/a	Eastem Ave, Hancock, James, King, Melrose Sts, Pendleton Ave	Rental	20	No	DHCD	
2922	n/a	Cedar, Clifton Ave, Florence, Grosvenor, King, Kniggold	Rental	20	No	DHCD	
2923	n/a	Allendale/Lowell/Orchard Sts	Rental	8	No	DHCD	
2924	n/a	170 Central St	Rental	9	No	DHCD	
2925	501 Worthington St	501 Worthington St	Rental	18	No	DHCD	
2926	501 Worthington St	501 Worthington St	Rental	18	No	DHCD	
2927	Aiken's Green	Plainfield/Riverside	Ownership	6	No	DHCD	
2928	Allen Park Apts I	Allen Park Rd	Rental	170	2045	No	HUD
2929	Allen Park Apts II	Allen Park Rd	Rental	94	2045	No	DHCD

DEPARTMENT OF HOUSING AND COMMUNITY DEVELOPMENT CH40B SUBSIDIZED HOUSING INVENTORY
Springfield

DCHD #	Project Name	Address	Type	Total Affordability SHI Units	Expires	Built w/ Subsidizing Comp. Agency Permit?	HUD
2932	Avon Place	52 Avon Place	Rental	8	2023	No	HUD
2933	Bay Meadows	100 Bay Meadow Rd	Rental	148	2021	No	HUD
2934	Bay State Apts	21 or 291 Dwight St/414 Chestnut St	Rental	347	2009	No	MassHousing
2936	Bd-Air Homes	5 Allendale St/scattered sites	Rental	40	05/30/08	No	HUD
2937	Bergen Circle Apts	353-373 Bay St(15 Girard Ave?)	Rental	201	03/01/19	No	MassHousing
							HUD
2938	Boston Road Mobile Home Park	1153-1167 Boston Road	Rental	63	2028	No	DHCD
2939	Cathedral Hill Apts	29 Bowdoin St/76 St. James St	Rental	48	2030	No	MHP
2940	Center City I and II	91-93 Pine St; 22-24 W.inthrop St; 116-118 Hancock St, 130-132 Tyler St; 71 Adams St	Rental	47	2030	No	DHCD
2941	Champlain House	123 Champlain St	Rental	4	2034	No	DHCD
2942	Chateau Apts	31 Maple St(5 Temple St)	Rental	65	2023	No	MHP
2943	Chestnut Park	10 Chestnut St/115 & 185 Dwight	Rental	489	2028	No	HUD
2944	Chestnut St Residences	275 Chestnut St	Rental	104	Perp	No	DHCD
2945	City Vue I	925(and 916) Worthington St	Rental	104	2013	No	FHLBB
2946	City Vue II	18(and 5) Federal Ct	Rental	120	2013	No	HUD
2947	Citywide Apartments	Scattered sites (4 buildings)	Rental	1207	2032	No	HUD
2948	Colonial Estates	1 Beacon Cir(11 Beacon Ter)	Rental	500	2011	No	HUD
2949	Community Enterprises Inc	57 Pineywoods Ave	Rental	8	2026	No	EOHHS
2950	Concord Apartments	76 Oswego St	Rental	104	2013	No	HUD
2951	Cumberland Village	16-36 Cumberland St; 1698-1750 Dwight St	Rental	76	2019	No	MHP
2952	Dewitt Neighborhood Homes	28 Dewitt St	Rental	4	2025	No	DHCD
2953	Dorsett-Blodgett	146-148 Dorset St; 38-40; 48-50; 41-43; 47-49 Blodgett St	Ownership	7	2014	No	DHCD
2955	Eastbrook Apartments	Fernbank Rd(193, 265)	Rental	160	Perp	No	DHCD
2956	Eastern Cooperative Homes	150 Eastern Ave	Ownership	24	2014	No	MassHousing
2957	Eastern End		Ownership	11	Perp	No	HUD
2958	Edgewater Apartments	34 West St	Rental	363	2047	No	DHCD
2959	Federal; Street Apts	7-13 (15) Armory St	Rental	25	Perp	No	HUD
2960	Forest Park	51 Forest Park Ave	Rental	4	2037	No	HUD
2961	FTHB Program-City of Springfield	86, 95 Montrose/64-66 Moorceland/55-57 Hambrugger/112 Eastern Av/119 Quincy St/91 Andrew St/142-144 Cambridge St/21 Burr St	Ownership	24	2011	No	DHCD
2962	Girard Court	11 Myrtle St(Myrtle & High Sts)	Rental	115	2023	No	EOHHS
2963	Highland House	250 Oak Grove Ave	Rental	42	2026	No	HUD
2964	Hill Homes Co-op	460 Hancock St/Hickory St	Ownership	90	2015	No	HUD
2966	Hotel Worthy	159(193) Worthington St	Rental	91	2011	No	MassHousing

DEPARTMENT OF HOUSING AND COMMUNITY DEVELOPMENT CH40B SUBSIDIZED HOUSING INVENTORY
Springfield

DCHD #	Project Name	Address	Type	Total Affordability SHI Units	Expires	Built w/ Subsidizing Agency Permit?
2967	Hunter Place	69-79 Andrews St, 66 Hunter Pl	Rental	80	2014	No MassHousing
2968	Independence House	1475 Roosevelt Ave	Rental	150	2020	No HUD
2969	Independence House South	State St or 1475 Roosevelt Ave	Rental	62	2038	No DHCD
2970	Indian Motorcycle	837-847 State St	Rental	139	2027	No DHCD
2971	Jefferson Avenue School	67 Jefferson Ave	Rental	43	2028	No HUD
2972	Kenwyn Apts	413 Belmont Ave/6 Kenwood Pk	Rental	27	2094	No DHCD MHP
2973	Kenyon College Estates	9 Kenyon St/Kenyon & College Sts	Rental	34	2014	No HUD
2974	Laurelwood Neighborhood Homes	28 Laurelwood Ave	Rental	4	2025	No DHCD
2975	Liberty Hill Cooperative	URA Parcels 1-20 Nursery St	Ownership	88	2012	No HUD
2976	Linden Towers	310 Stafford St	Rental	249	2010	No MassHousing
2977	Lower Liberty Heights	88-90, 92-94 Genessee St, 492 Liberty St, 34-36 Tiney St	Ownership	6	2017	No DHCD
2978	Maple Commons	60 School St/23-27, 31, 33 High St/328 Union St	Rental	173	2021	No DHCD MassHousing
2979	Maple Court	52 Maple Court	Rental	11	2026	No DHCD
2980	Mason Square	74-106 Walnut St, 439 Union St	Ownership	17	Perp	No DHCD
2981	Mason-Wright Retirement Community		Rental	118	Perp	No DHCD
2983	Memorial Parish House	2309 Main St, 23, 27, 31-33 Church St	Rental	23	Perp	No DHCD
2984	Memorial Square Bldg	2295 Main St	Rental	40	2011*	No DHCD
2985	Pine St Residence	145 Pine St	Rental	15	2032	No HUD
2986	Neighborhood Homes	Scattered (42 sites)	Rental	102	Perp	No DHCD MHP
2987	Northern Heights	Central/Ashmun/Adams Sts	Rental	148	2014	No MassHousing
2989	Parker Street	146 Chestnut St	Rental	3	2039	No HUD
2990	Pascal Drive	Pascal Drive	Ownership	7	Perp	No DHCD
2991	Patton Apartments	52-54 Patton St	Rental	12	2011	No HUD
2993	Pendleton Place	Pendleton/Hancock	Ownership	7	Perp	No DHCD
2994	Pyncheon Terrace I	202 Plainfield St(101 Lowell St)	Rental	250	2016	No HUD
2995	Quadrangle Court	108, 114-120 & 130 Byers St, 103 Pearl St	Rental	33	Perp	No DHCD MHP
2996	The Rainville	32 Byers St	Rental	47	2034	No DHCD FHLBB MHP
2997	Rose-Bud Properties	51-53, 82-84 Chester St, 35-37 Curtis St, 21-23 Garibaldi St, 6-8 Hunt St, 401-403 Oakland St, 423-425 Parker St	Rental	16	2019	No MHP
2998	Rutland Street	92-98 Wilburham Rd, 17-23 Rutland St	Rental	11	2014	No DHCD
2999	St. James Commons	Oak, Lillian & State Sts	Rental	42	12/31/2023	No HUD
3000	Second Assn. Properties	65 Price St	Rental	4	2031	No HUD
3001	Section 8 Mod Rehab	Scattered sites	Rental	504	2011*	No DHCD
3002	Seniority House	307 Chestnut St	Rental	167	2015	No HUD

DEPARTMENT OF HOUSING AND COMMUNITY DEVELOPMENT CH40B SUBSIDIZED HOUSING INVENTORY
Springfield

DCHD Project Name #	Address	Type	Total Affordability SHI Units	Expires	Built w/ Subsidizing Agency Permit?	DHCD		MassHousing
						Rental	Perp	
3003	Scattered Sites/80-110 Rifle St		Rental	71	Perp	No	No	DHCD
3004	Spring Meadow Apts	170 Canon Circle	Rental	270	Perp	No	No	DHCD
3005	Springfield House	145 Union St	Rental	11	2022	No	No	HUD
3006	St. James Manor	744-746 St. James Ave	Rental	48	Perp	No	No	DHCD
3008	Symphony Apts	26-30 Summit, 433-453 Taylor St	Rental	24	2025	No	No	DHCD
3009	Tapley Court	221 Bay St, Sherman St	Rental	30	2093	No	No	DHCD
3010	Terrance St. Apts	34-36 Terrence Street	Rental	6	2034	No	No	DHCD
3011	Van Der Hayden	774 Slate Street	Rental	45	2021	No	No	MassHousing
3013	Villa Nueva Vista	12 Grove St	Rental	110	04/30/2024	No	No	HUD
3015	Walnut St. Apts	83-93 Walnut St	Rental	16	2022	No	No	HUD
3016	Wilbraham Avenue	20-26 Wilbraham Ave	Rental	13	2027	No	No	DHCD
3017	Worthington House	769 Worthington St	Rental	57	2034	No	No	DHCD
3018	Genesee Street	Genesee Street	Ownership	2	2016	No	No	HUD
3019	Miller Street	Miller Street	Ownership	1	2016	No	No	HUD
3020	Clantoy Street	Clantoy Street	Ownership	1	2016	No	No	HUD
3021	White Street	White Street	Ownership	4	2014	No	No	HUD
3022	285 Central Street	285 Central Street	Ownership	11	2009	No	No	HUD
3023	Humbert Street	Humbert Street	Rental	2	2014	No	No	HUD
3024	High Street	High Street	Rental	6	2012	No	No	HUD
3025	Mooreland Street	Mooreland Street	Ownership	1	2013	No	No	HUD
3026	Hamburg Street	Hamburg Street	Ownership	1	2013	No	No	HUD
3027	Belmont Avenue	Belmont Avenue	Ownership	2	2015	No	No	HUD
3028	Liberty Street	Liberty Street	Ownership	1	2013	No	No	HUD
3029	Montclair Street	Montclair Street	Ownership	1	2016	No	No	HUD
3030	Lower Liberty Heights	Scattered site	Ownership	6	2015	No	No	HUD
3031	Judson Street	Judson Street	Ownership	1	2015	No	No	HUD
3032	Utica Street	Utica Street	Ownership	1	2015	No	No	HUD
3033	Lillian Street	Lillian Street	Ownership	1	2015	No	No	HUD
3034	Greene Street	Greene Street	Ownership	2	2016	No	No	HUD
3035	Woodmont Street	Woodmont Street	Ownership	1	2016	No	No	HUD
3036	Mooreland Street	Mooreland Street	Ownership	1	2015	No	No	HUD
3037	Marion Street	Marion Street	Ownership	1	2015	No	No	HUD
3938	Franklin Street		Rental	36	2033	No	No	DHCD
3948	Quadrangle Court II	63-65 Spring St & 68-70, 76, 84-88 Byers St	Rental	45	2034	No	No	DHCD
3950	Belle-Franklin Street	290, 292-298 Franklin St, 64-70 Cass St, 77, 79, 87, 93, 97 & 103 Belle St	Rental	68	2032	No	No	HUD
4057	Florida Street Group Home	208 Florida St	Rental	4	2041	No	No	HUD

DEPARTMENT OF HOUSING AND COMMUNITY DEVELOPMENT CH40B SUBSIDIZED HOUSING INVENTORY
Springfield

DCHD #	Project Name	Address	Type	Total SHI Units	Affordability Expires	Built w/ Subsidizing Agency Permit?
4060	Lloyd Avenue Group Home	110 Lloyd Avenue	Rental	4	2041	No HUD
4061	Mill Street	127 Mill Street		6	2041	No HUD
4062	Mulberry Street & Kirby School Condos	101 Mulberry Street		10	2041	No HUD
4063	San Miguel Residence	72 San Miguel St		3	2040	No HUD
4466	DMR Group Homes	Confidential	Rental	181	n/a	No DMR
4607	DMH Group Homes	Confidential	Rental	68	n/a	No DMH
5313	Section 8 Mod Rehab	Scattered	Rental	44	2011*	No DHCD
Springfield Totals				10,098		
				Census 2000 Year Round Housing Units		61,001
				Percent Subsidized		16.55%



We want YOU!

Share your thoughts and ideas...

Residents are invited to participate in the Community Development planning process to identify community needs and priorities for the next five years, 2011-2015. The Office of Community Development is searching for your input and ideas ...

Priority Needs:

Community & Economic Development Reducing Homelessness Special Needs
Housing Affordable Housing Foreclosure Public Facilities Public Services
Infrastructure

Please join us...

Tuesday, January 12, 2010

At 6:00 PM at Rebecca Johnson, 55 Catherine Street;

AND

Tuesday, January 19, 2010

At 6:00 PM at Chestnut Accelerated, 355 Plainfield Street

For any reasonable accommodation request please provide 48 hours notice.

Need additional information? Please contact the Office of Community Development,
787-6050 or TTY 787-6641.

QUEREMOS QUE USTED.....

Comparte tus pensamientos e ideas...

Los residentes están invitados a participar en el proceso de planificación del desarrollo comunitario para identificar las necesidades y prioridades para los próximos cinco años, 2011-2015. La Oficina de Desarrollo Comunitario está buscando para sus aportaciones e ideas ...

Necesidades prioritarias:

Desarrollo Económico y Comunitario

Reducción de las personas sin hogar

Necesidades Especiales

Vivienda

Vivienda Asequible

Foreclosure

Instalaciones Públicas

Servicios Públicos

Infraestructura

Por favor únase a nosotros ...

Martes, 12 de enero 2010

A las 6:00 PM en Rebecca Johnson, de 55 Catherine Street;

Y

Martes, 19 de enero 2010

A las 6:00 PM en Chestnut acelerado, 355 Plainfield Street

Para cualquier solicitud de alojamiento razonable por favor antelación de 48 horas.

¿Necesita información adicional? Póngase en contacto con la Oficina de Desarrollo Comunitario, 787-6050 o 787-6641 TTY.

1853 30m 17

3145 30m 17

1853 30m 17

1853 30m 17

1853 30m 17

1853 30m 17

1853 30m 17

1853 30m 17

1853 30m 17

1853 30m 17

1853 30m 17

1853 30m 17

1853 30m 17

1853 30m 17

1853 30m 17

1853 30m 17

1853 30m 17

1853 30m 17

1853 30m 17

NOTICE OF A PUBLIC HEARING

Project File No. 603478 A Design Public Hearing will be held by the Highway Division to discuss the proposed design and replacement of bridges over Deerfield River & Sills water road and D-06-45 over Lower Road project in Deerfield, MA.

PROPOSED possible. The proposed project consists of a full depth reconstruction including structure and superstructure. These are Bridge Nos. D-06-04 and D-06-45 carrying 191 tons of traffic over the Deerfield River, Sillswater Road and Lower Road.

Written views received by MassDOT subsequent to the date of this notice up to five (5) days prior to the date of the hearing shall be displayed for public inspection and copying at the hearing.

The community has stated that this facility is accessible to all in compliance with the ADA Title II. However, persons in need of ADA Title II accommodations should contact Angela Sullivan at 617-773-7065 or 617-773-7066.

THE COMMONWEALTH OF MASSACHUSETTS LAND COURT DEPARTMENT OF THE TRIAL COURT

NOTICE TO CREDITORS The American Home Mortgage Company, dated February 17, 2009 and recorded with the Hampden County Registry of Deeds in Book 1367, Page 106.

Containing 9,734 square feet of land. Being the same premises conveyed to the Mortgagee herein by deed of Edward J. Goss, et al., dated September 11, 2001 and recorded as aforesaid in Book 1189, Page 179.

These premises will be sold and conveyed subject to any and all liens, mortgages, judgments, claims, taxes, water rates, municipal charges, and assessments, including but not limited to, taxes, water rates, municipal charges, and assessments.

By its attorneys, HARMON LAW OFFICES, 150 California Street, Boston, MA 02111-2500. (December 31, 2010)

LEGAL NOTICE In accordance with Section 7A of the Monson Zoning Bylaws the Planning Board will hold a Public Hearing on Tuesday, January 12, 2010 at 7:00 P.M. in the town Administration Building, 110 Main Street, Monson to plan approval for Site Plan for property located at 201 Main Street, Southfield, MA.

NOTICE TO CREDITORS The American Home Mortgage Company, dated February 17, 2009 and recorded with the Hampden County Registry of Deeds in Book 1367, Page 106.

Containing 9,734 square feet of land. Being the same premises conveyed to the Mortgagee herein by deed of Edward J. Goss, et al., dated September 11, 2001 and recorded as aforesaid in Book 1189, Page 179.

These premises will be sold and conveyed subject to any and all liens, mortgages, judgments, claims, taxes, water rates, municipal charges, and assessments, including but not limited to, taxes, water rates, municipal charges, and assessments.

By its attorneys, HARMON LAW OFFICES, 150 California Street, Boston, MA 02111-2500. (December 31, 2010)

LEGAL NOTICE In accordance with Section 7A of the Monson Zoning Bylaws the Planning Board will hold a Public Hearing on Tuesday, January 12, 2010 at 7:00 P.M. in the town Administration Building, 110 Main Street, Monson to plan approval for Site Plan for property located at 201 Main Street, Southfield, MA.

NOTICE TO CREDITORS The American Home Mortgage Company, dated February 17, 2009 and recorded with the Hampden County Registry of Deeds in Book 1367, Page 106.

Containing 9,734 square feet of land. Being the same premises conveyed to the Mortgagee herein by deed of Edward J. Goss, et al., dated September 11, 2001 and recorded as aforesaid in Book 1189, Page 179.

These premises will be sold and conveyed subject to any and all liens, mortgages, judgments, claims, taxes, water rates, municipal charges, and assessments, including but not limited to, taxes, water rates, municipal charges, and assessments.

By its attorneys, HARMON LAW OFFICES, 150 California Street, Boston, MA 02111-2500. (December 31, 2010)

LEGAL NOTICE In accordance with Section 7A of the Monson Zoning Bylaws the Planning Board will hold a Public Hearing on Tuesday, January 12, 2010 at 7:00 P.M. in the town Administration Building, 110 Main Street, Monson to plan approval for Site Plan for property located at 201 Main Street, Southfield, MA.

CITY OF SPRINGFIELD NOTICE OF PUBLIC HEARINGS The City of Springfield, Massachusetts, is pleased to announce that they will hold two public hearings regarding the proposed plan for the City of Springfield.

The public hearings will be held on Tuesday, January 12th, 6:00 PM at the City of Springfield, 55 California Street and Tuesday, January 19th, 6:00 PM at the City of Springfield, 355 Plainfield Street.

By its attorneys, HARMON LAW OFFICES, 150 California Street, Boston, MA 02111-2500. (December 31, 2010)

NOTICE OF MORTGAGEE'S SALE OF REAL ESTATE By virtue and in execution of the Power of Sale contained in a certain mortgage given by Norman R. Beloumy and Sheri L. Beloumy to Mortgage Electronic Registration System, Inc., dated June 23, 2007 and recorded with the Hampden County Registry of Deeds in Book 1673, Page 495 of which mortgage Wells Fargo Bank, N.A. is the present holder for breach of the conditions of said mortgage, the same will be sold at Public Auction at 11:00 a.m. on January 27, 2010, on the premises located at 201 Main Street, Southfield, Hampden County, Massachusetts.

By its attorneys, HARMON LAW OFFICES, 150 California Street, Boston, MA 02111-2500. (December 31, 2010)

Attest: Deborah J. Patterson Recorder (550499/pichard/012/30/09)(182211) (December 30)

COMMONWEALTH OF MASSACHUSETTS LAND COURT DEPARTMENT OF THE TRIAL COURT Case No. 09 MISC 41170 To: Ingermar Marshall a/k/a Ingermar P. Marshall and to all persons entitled to the benefit of the Servicemembers Civil Relief Act. Pennington Services claiming to be the holder of mortgage covering the real property in Springfield, Massachusetts, located at 355 Plainfield Street given by Ingermar Marshall a/k/a Ingermar P. Marshall to Mortgage Electronic Registration System, Inc. as Nominee for First National Bank of Springfield, Massachusetts, and recorded in Book 16317, Page 171 and now held by Pennington Services. The mortgage has been assigned to the holder of mortgage in the manner following: by assignment and exercise of power of sale.

By its attorneys, HARMON LAW OFFICES, 150 California Street, Boston, MA 02111-2500. (December 30)

COMMONWEALTH OF MASSACHUSETTS LAND COURT DEPARTMENT OF THE TRIAL COURT Case No. 09 MISC 41121 To: Lorna Kelly and to all persons entitled to the benefit of the Servicemembers Civil Relief Act. Wells Fargo Bank, N.A. claiming to be the holder of mortgage covering the real property in Springfield, Massachusetts, located at 355 Plainfield Street given by Lorna Kelly to Mortgage Electronic Registration System, Inc. as Nominee for First National Bank of Springfield, Massachusetts, and recorded in Book 16317, Page 171 and now held by Pennington Services. The mortgage has been assigned to the holder of mortgage in the manner following: by assignment and exercise of power of sale.

By its attorneys, HARMON LAW OFFICES, 150 California Street, Boston, MA 02111-2500. (December 30)

COMMONWEALTH OF MASSACHUSETTS LAND COURT DEPARTMENT OF THE TRIAL COURT Case No. 09 MISC 41122 To: Tony C. Graham and to all persons entitled to the benefit of the Servicemembers Civil Relief Act. Sovereign Bank claiming to be the holder of mortgage covering the real property in Springfield, Massachusetts, located at 355 Plainfield Street given by Tony C. Graham and recorded in Book 16317, Page 171 and now held by Pennington Services. The mortgage has been assigned to the holder of mortgage in the manner following: by assignment and exercise of power of sale.

By its attorneys, HARMON LAW OFFICES, 150 California Street, Boston, MA 02111-2500. (December 30)

COMMONWEALTH OF MASSACHUSETTS LAND COURT DEPARTMENT OF THE TRIAL COURT Case No. 09 MISC 41123 To: Lorna Kelly and to all persons entitled to the benefit of the Servicemembers Civil Relief Act. Wells Fargo Bank, N.A. claiming to be the holder of mortgage covering the real property in Springfield, Massachusetts, located at 355 Plainfield Street given by Lorna Kelly to Mortgage Electronic Registration System, Inc. as Nominee for First National Bank of Springfield, Massachusetts, and recorded in Book 16317, Page 171 and now held by Pennington Services. The mortgage has been assigned to the holder of mortgage in the manner following: by assignment and exercise of power of sale.

By its attorneys, HARMON LAW OFFICES, 150 California Street, Boston, MA 02111-2500. (December 30)

COMMONWEALTH OF MASSACHUSETTS LAND COURT DEPARTMENT OF THE TRIAL COURT Case No. 09 MISC 41145 To: John J. O'Keefe and to all persons entitled to the benefit of the Servicemembers Civil Relief Act. GMAC Mortgage, Inc. claiming to be the holder of mortgage covering the real property in Springfield, Massachusetts, located at 355 Plainfield Street given by John J. O'Keefe to GMAC Mortgage, Inc. as Nominee for First National Bank of Springfield, Massachusetts, and recorded in Book 16317, Page 171 and now held by Pennington Services. The mortgage has been assigned to the holder of mortgage in the manner following: by assignment and exercise of power of sale.

By its attorneys, HARMON LAW OFFICES, 150 California Street, Boston, MA 02111-2500. (December 30)

COMMONWEALTH OF MASSACHUSETTS LAND COURT DEPARTMENT OF THE TRIAL COURT Case No. 09 MISC 41146 To: Lorna Kelly and to all persons entitled to the benefit of the Servicemembers Civil Relief Act. Wells Fargo Bank, N.A. claiming to be the holder of mortgage covering the real property in Springfield, Massachusetts, located at 355 Plainfield Street given by Lorna Kelly to Mortgage Electronic Registration System, Inc. as Nominee for First National Bank of Springfield, Massachusetts, and recorded in Book 16317, Page 171 and now held by Pennington Services. The mortgage has been assigned to the holder of mortgage in the manner following: by assignment and exercise of power of sale.

By its attorneys, HARMON LAW OFFICES, 150 California Street, Boston, MA 02111-2500. (December 30)

COMMONWEALTH OF MASSACHUSETTS LAND COURT DEPARTMENT OF THE TRIAL COURT Case No. 09 MISC 41147 To: Lorna Kelly and to all persons entitled to the benefit of the Servicemembers Civil Relief Act. Wells Fargo Bank, N.A. claiming to be the holder of mortgage covering the real property in Springfield, Massachusetts, located at 355 Plainfield Street given by Lorna Kelly to Mortgage Electronic Registration System, Inc. as Nominee for First National Bank of Springfield, Massachusetts, and recorded in Book 16317, Page 171 and now held by Pennington Services. The mortgage has been assigned to the holder of mortgage in the manner following: by assignment and exercise of power of sale.

By its attorneys, HARMON LAW OFFICES, 150 California Street, Boston, MA 02111-2500. (December 30)

SAVE THE DATE...

A public hearing will be held on:
Tuesday, April 20th, 2010 at 5:00 PM
City Hall, Room 220

To receive citizen comment on the
DRAFT Plans
DRAFT FIVE YEAR PLAN
7/1/2010-6/30/2015
AND
DRAFT Annual Action Plan
7/1/2010-6/30/2011

Copies of the Plans will be available for a 30 day review period
beginning on April 8th-
May 7, 2010 at:

- Office of Community Development,
36 Court Street, RM. 101
- Office of Housing, 1600 E Columbus Ave
- Department of Health and Human Services, 95 State Street
- Office of Planning & Economic Development, 70 Tapley St.
- http://www.springfieldcityhall.com/cos/Services/dept_cd.htm

Please contact the Office of Community Development at 787-6050
for additional information.

GUARDE LA FECHA ...

Una audiencia pública se llevará a cabo:

Martes, 20 de abril 2010 a las 5:00 PM

Ayuntamiento, Sala 220

Para recibir comentarios sobre el ciudadano

Proyectos de planes

PROYECTO DE PLAN DE CINCO AÑOS

7/1/2010-6/30/2015

Y

PROYECTO Plan de Acción Anual

7/1/2010-6/30/2011

Copias de los planes estarán disponibles para una revisión período de 30 días a partir del 8 de abril- 7 de mayo 2010 en:

- Oficina de Desarrollo Comunitario, 36 Court Street, RM. 101 Oficina de Vivienda, E Columbus Ave 1600
- Departamento de Salud y Servicios Humanos, el 95 State Street
- Oficina de Planificación y Desarrollo Económico, San Tapley 70
- http://www.springfieldcityhall.com/cos/Services/dept_cd.htm

Por favor, póngase en contacto con la Oficina de Desarrollo Comunitario al 787-6050 para información adicional.

Public Meetings and Comments

30-Day Review of Draft Plans

The Draft Consolidated Plan and Draft Action Plans were available from Thursday, April 8 through Friday, May 7th.

Copies of the Draft Executive Summary of the Consolidated Plan and Draft Annual Action Plan were available at the Office of Community Development, 36 Court Street, Room 101; the Office of Housing, 1600 East Columbus Avenue, 1st Floor; the Office of Planning and Economic Development; 70 Tapley St., and the Department of Health and Human Services, 95 State St. Full documents were posted on the City's website at www.springfieldcityhall.com.

A public hearing to obtain comments on the Draft Annual Action Plan was held on April 20, 2010 at 5:00 p.m. at City Hall, Room 220.

A notice about this review period, the availability of the draft plan, and the public hearing about the draft plan was published in the Republican on Wednesday, March 24, 2010, and a "save the date" flyer was mailed to the Office of Community Development's mailing list.

Summary of Citizen Comments or Views on the Plan

The City received two comments on the Plan. Madeline Allen, with the agency Boat People SOS, sought support for the Vietnamese and Amerasian community. Ms. Allen pointed out that this population is severely underserved and that it is important for the City to fund the Vietnamese Health Liaison Project.

Springfield Partners for Community Action (SPCA), the City's anti-poverty agency, submitted recommendations for the City's Anti-Poverty Strategy, which is set forth in Section 8. SPCA's recommendations address a broad range of goals, many of which the City has incorporated throughout the full Consolidated Plan, spread throughout sections on community development, economic development, housing, homeless, special needs, and the neighborhood revitalization strategy areas, as well as in the Anti-Poverty strategy section. In addition, the initial submission of the comments was rejected by the City's computer system, so the comments were received just as the Consolidated Plan was about to be submitted. City staff have not been able to fully review and address each item in the proposed plan in order to determine its consistency with the Consolidated Plan as written. The SPCA letter follows this page, and will be reviewed in detail, with the goal of incorporating them into next year's Action Plan where appropriate.



HELPING PEOPLE.CHANGING LIVES.



SPRINGFIELD PARTNERS *for Community Action*



Anti-Poverty Strategy for inclusion to the City of Springfield's 2010 - 2014 Consolidated Plan

Springfield Partners for Community Action is the federally designated Community Action Agency for the greater Springfield area. The agency has over 45 years experience providing services and advocacy to alleviate the conditions of poverty for area residents.

Established in 1964 under the Economic Opportunity Act, the agency is a no-profit, SOMWBA (State Office of Minority and Women Business Assistance) certified enterprise with an annual budget of approximately \$ 9 million.

Currently, Springfield Partners operates programs that serve various needs of low-income residents of the greater Springfield area: Weatherization Assistance, Telephone Reassurance, Community Health Advocacy, Senior Community Employment Program, Energy Savings Workshops, Multicultural Alzheimer's, Home Furnishings, Literacy Coach, Family Involvement, Serve New England and New Beginnings Childcare. As a HUD-certified Housing Counseling agency, we offer pre- and post purchase counseling, first time homebuyers education, foreclosure prevention assistance along with tenant and landlord mediation, eviction clinics/counseling and housing search/relocation assistance. The agency also provides free Volunteer Income Tax Assistance, Low Income Taxpayer Clinic, Springfield Food Policy Council/Obesity Education, Asthma Outreach, Financial Literacy Workshops and one-on-one Credit Counseling. Springfield Partners continues to be the local leader in offering Individual Develop Accounts (IDA's) which are matched saving accounts to adults and high school student for homeownership, post secondary education and business develop and Information/Referral and Outreach.

As the designated Community Action Agency for greater Springfield, the mission of Springfield Partners for Community Action is to empower people in need to attain self-sufficiency and economic stability.

Towards that end, we present the following Anti-Poverty Strategies/recommendation:

1. **Maximize Participation** Engage as many people and groups as possible especially those who might otherwise be voiceless in the community in making it possible for people and communities to help themselves and each other achieve their full potential.

Anticipated Results Stronger, more responsive communities and broader range of people working together will lead to more thoughtful and effective solutions to problems that cause prolonged poverty and limit economic stability.

2. **Build an Economy that Works for All** Create and maintain economic mechanisms and innovative financing; that improve financial and economic conditions of all residents, especially those in need of workforce skills and positions. Develop a variety of work and career opportunities at pay levels that reward effort and skill appropriately. Engage the city's sense of economic justice in all economic development initiatives.

Steps to Achieve

- i. Work collaboratively to promote employment training opportunities that prepare low-income residents for jobs that provide a living wage
- ii. Support English Language Learning programs to improve access to employment opportunities for limited English speakers
- iii. Enlist local economic institutions and agencies as partners in education, outreach and advocacy
- iv. Develop government supported or community based alternatives for those just learning employment skills or acquiring financial literacy
- v. Establish policies, programs, and practices that make conservation of resources socially and economically attractive
- vi. Develop and implement policies to support transportation systems that effectively serve those most in need
- vii. Provide appropriate language skills, financial literacy, economic literacy and related education and training to low-income residents
- viii. Support and promote asset-building and asset-focused strategies to help generate positive capacities for those seeking to leave or avoid poverty
- ix. Promote a variety of tools to encourage savings, including Individual Development Accounts (IDAs), especially for those who otherwise lack capital formation skills or opportunities

Anticipated Results More broad-based and effective economies provide better job opportunities and wage levels for all.

3. **Invest in the Future** Provide education, workforce training, infrastructure, and protection of vital assets (including clean air, water, and renewable energy) to help people and communities to improve the quality of life, increase economic opportunity, and anticipate future individual and community needs.

Step to Achieve

- Ensure that lower income children and families have access to high-quality early education and developmentally grounded childcare to reduce future criminality, drug use, and family dysfunction and increase family well-being and children's achievement
- i. Pay close attention to closing the well-documented achievement gap that keeps poorer children from reaching the academic levels of their counterparts

- ii. Provide every child the opportunity and support to complete high school and to continue through college or technical training that meets his/her interest and capabilities, to better equip tomorrow's workers for the realities of the knowledge economy and increasingly complex technology use.
- iii. Ensure that high-quality, adult-focused learning is available and accessible to low-income and working poor residents, in order to help workers gain or update skills, to provide support for job shifts in economic dislocations, to adapt to emerging technologies, and to provide opportunities for career redirection
- iv. Provide quality health care, nutrition and wellness and active living that include emphasis on prevention strategies, education, access and affordability to improve the well-being of lower income residents.
- v. Teach personal and family financial literacy and lifelong financial health for early childhood through adulthood in age and language appropriate ways, including wise savings, asset building, and smart spending.
- vi. Design communities to maximize foot traffic, public transportation and neighborhood services to help build capital, conserve resources, and reduce pollution
- vii. Preserve and maintain existing affordable housing opportunities
- viii. Promote the develop of new affordable housing unites
- ix. Support eviction/foreclosure prevention programs and services
- x. Expand the supply of permanent housing for homeless families and individuals to include basic necessitates that make s house a home
- xi. Rework the definition of poverty so it reflects what has been learned about the continuum of poverty and the actual costs of living a safe and healthful life so that future programs will realistic and fair levels of assistance

Anticipated Results Education and skill levels rise for all; sound policies and practices protect and preserve vital assets, leading to greater capacity to meet challenges of the future

4. **Maximize Equality of Opportunity** Remove barriers and roadblocks; create public policies programs, and initiatives (including enforcement strategies) that ensure maximum opportunity for low income residents seeking to improve their situations, skills, and futures. Ensure that opportunities are fully accessible and widely promoted.

Step to Achieve

- i. Help formalize government commitments to reducing and preventing poverty by insisting that specific action objectives are set and progress is monitored
- ii. Champion programs that support anti-poverty efforts including college access, youth leadership, childcare assistance, financial literacy and earned income tax credit
- iii. Publicize and educate people on how to tap into various opportunities, reaching outside the mainstream and outside traditional communications channels

- iv. Ensure that all anti-discrimination laws are fairly enforced at all levels of government
- v. Provide guidance and training for those seeking to shift or upgrade work skills during their careers
- vi. Repeal or properly amend laws and regulations that perpetuate structural discrimination
- vii. Conduct programs and events that help community residents come together to learn to appreciate and value each other
- viii. Ensure that government and nonprofit sector programs are available to include none traditional hours, with offerings in as many languages and cultural competencies as needed
- ix. Develop educational outreach to groups that may not be aware of various opportunities; provide trainings that is relevant to different cultural backgrounds and language supported

Anticipated Results More people and communities can reach their full potential through a greater range of opportunities in a wider variety of situations

5. **Ensure Healthy People and Places** The physical, environmental, and personal health of individuals, families and communities is essential to their abilities to maximize their full potential, take advantage of opportunity, and invest for the future. Accessible, affordable health care is critical; poorer people are disproportionately more likely to forgo prevention care and to postpone treatment for health problems, which increase the physical damage, the economic loss and the cost of care. Attention to health care needs to pay multiple dividends. Communities that strive for healthy environments free of pollution, toxic waste, and environmental degradation benefit their citizens physically and socially, increase long-term attractiveness to employers, and make themselves more appealing to new residents. Healthy people living in healthy places are more likely to achieve their potential, be productive taxpayers as adults; they miss less work, do better on the job, and subject to fewer infectious diseases and chronic diseases. Healthy places also include pollution-free water and air, safe streets, quality and affordable housing, ample parks and other green spaces, as well as opportunities for exercise and recreation. They also encompass safe, healthy work-places. Healthy places increase the physical and emotional health of their residents. Healthy people living in healthy places are less costly, more productive, and more engaged. They learn better, live longer, enjoy life more, and contribute more to the world around them.

Step to Achieve

- i. Provide effective, accessible, affordable treatment and on demand treatment for alcohol, drug and other dependencies
- ii. Develop, support and promote sound nutrition and assure access to nutritious, adequate, affordable and culturally appropriate foods through various means, including Farmer's Markets, full line grocery stores in underserved area and the Springfield Food Policy Council and annual Obesity Conference
- iii. Provide assistance to families to strengthening family stability and, where appropriate, sound parenting skills

- iv. Ensure that all new construction, especially residential housing, meets environmentally friendly construction standards and maximum feasible energy conservation standards
- v. Ensure that housing for lower-income families is properly weatherized against high heating and cooling cost
- vi. Make sure laws and regulations are enforced to ensure physically safe housing
- vii. Recognize the rights of low income people to live in communities safe against crime and disorder, through such strategies as community-focused policing and community crime prevention
- viii. Design transportation systems so they meet the needs of low income residents to reach jobs, school and services, connect with other parts of the community, and travel safely at the times they desire
- ix. Create jobs and career opportunities in such future-orientated areas as alternative fuels for those unemployed or underemployed.

Anticipated Results Healthier people reduce medical costs; increase well-being; and improve quality of life, better enabling people to avoid or advance out of poverty. Communities that are safe and environmentally healthy improve their attractiveness and their economic status as well as physical health.

Respectfully submitted by:
Springfield Partners for Community Action
May 10, 2010

Resident Survey - English

1. City of Springfield Community Needs Assessment

The City of Springfield is in the process of developing a Consolidated Plan that will establish community goals and guide resource allocations. The Consolidated Plan is a document required by the US Department of Housing and Urban Development. The Plan will cover the period 2010-2015. We invite you to assist the City to establish community needs and priorities. We appreciate your time and thank you for your participation.

How long have you lived in the City of Springfield?

- less than 1 year
- more than 1 year but less than 5 years
- more than 5 years but less than 10 years
- more than 10 years
- I do not live in the City

Please identify the neighborhood in which you live:

- Bay
- Boston Road
- Brightwood
- Downtown/Metro Center
- East Forest Park
- East Springfield
- Forest Park
- Hungry Hill
- Indian Orchard
- Lower Liberty Heights
- Maple High/Six Corners
- Memorial Square
- McKnight
- Old Hill
- Pine Point
- Sixteen Acres
- South End
- Upper Hill

2. Neighborhood Needs

Please rank the following Infrastructure and Public Facility Needs in your neighborhood

	Very Low Need	Low Need	Moderate Need	High Need	Critical Need
Street Improvements	<input type="radio"/>	<input type="radio"/>	<input type="radio"/>	<input type="radio"/>	<input type="radio"/>
Street Lighting	<input type="radio"/>	<input type="radio"/>	<input type="radio"/>	<input type="radio"/>	<input type="radio"/>
Streetscape Beautification	<input type="radio"/>	<input type="radio"/>	<input type="radio"/>	<input type="radio"/>	<input type="radio"/>
Building Facades/Frontage	<input type="radio"/>	<input type="radio"/>	<input type="radio"/>	<input type="radio"/>	<input type="radio"/>
Neighborhood/Community Facilities	<input type="radio"/>	<input type="radio"/>	<input type="radio"/>	<input type="radio"/>	<input type="radio"/>
Recreational Facilities	<input type="radio"/>	<input type="radio"/>	<input type="radio"/>	<input type="radio"/>	<input type="radio"/>
Public Parks	<input type="radio"/>	<input type="radio"/>	<input type="radio"/>	<input type="radio"/>	<input type="radio"/>
ADA/Handicapped Accessibility	<input type="radio"/>	<input type="radio"/>	<input type="radio"/>	<input type="radio"/>	<input type="radio"/>

Please rank the following Housing and Homeless Needs in your neighborhood

	Very Low Need	Low Need	Moderate Need	High Need	Critical Need
Increasing Homeownership	<input type="radio"/>	<input type="radio"/>	<input type="radio"/>	<input type="radio"/>	<input type="radio"/>
Affordable rental housing	<input type="radio"/>	<input type="radio"/>	<input type="radio"/>	<input type="radio"/>	<input type="radio"/>
Home Repairs for Existing Homeowners	<input type="radio"/>	<input type="radio"/>	<input type="radio"/>	<input type="radio"/>	<input type="radio"/>
Safe, Healthy, Lead-Free Housing	<input type="radio"/>	<input type="radio"/>	<input type="radio"/>	<input type="radio"/>	<input type="radio"/>
Energy Costs	<input type="radio"/>	<input type="radio"/>	<input type="radio"/>	<input type="radio"/>	<input type="radio"/>
Foreclosure Issues	<input type="radio"/>	<input type="radio"/>	<input type="radio"/>	<input type="radio"/>	<input type="radio"/>
Abandoned, Vacant Buildings	<input type="radio"/>	<input type="radio"/>	<input type="radio"/>	<input type="radio"/>	<input type="radio"/>
Property Maintenance/Upkeep of properties	<input type="radio"/>	<input type="radio"/>	<input type="radio"/>	<input type="radio"/>	<input type="radio"/>

Do you percieve abandoned or foreclosed properties to be a critical issue in your neighborhood?

- Yes
- No

3. Neighborhood Needs, cont.

Please rank the following Economic Development Needs in your neighborhood

	Very Low Need	Low Need	Moderate Need	High Need	Critical Need
Job Development/Creation	<input type="radio"/>	<input type="radio"/>	<input type="radio"/>	<input type="radio"/>	<input type="radio"/>
Employment Training	<input type="radio"/>	<input type="radio"/>	<input type="radio"/>	<input type="radio"/>	<input type="radio"/>
Small Business Loans	<input type="radio"/>	<input type="radio"/>	<input type="radio"/>	<input type="radio"/>	<input type="radio"/>
Rehabilitation of Commercial Buildings	<input type="radio"/>	<input type="radio"/>	<input type="radio"/>	<input type="radio"/>	<input type="radio"/>
Storefront Improvements/Building Facades	<input type="radio"/>	<input type="radio"/>	<input type="radio"/>	<input type="radio"/>	<input type="radio"/>
Street Improvements	<input type="radio"/>	<input type="radio"/>	<input type="radio"/>	<input type="radio"/>	<input type="radio"/>
Sidewalk Improvements	<input type="radio"/>	<input type="radio"/>	<input type="radio"/>	<input type="radio"/>	<input type="radio"/>
Street Lighting	<input type="radio"/>	<input type="radio"/>	<input type="radio"/>	<input type="radio"/>	<input type="radio"/>
Signage Improvements	<input type="radio"/>	<input type="radio"/>	<input type="radio"/>	<input type="radio"/>	<input type="radio"/>

Please rank the following Public Service Needs in your neighborhood

	Very Low Need	Low Need	Moderate Need	High Need	Critical Need
Adult Education including ESL and GED	<input type="radio"/>	<input type="radio"/>	<input type="radio"/>	<input type="radio"/>	<input type="radio"/>
Employment Training/ Job Readiness	<input type="radio"/>	<input type="radio"/>	<input type="radio"/>	<input type="radio"/>	<input type="radio"/>
Youth Services(School Age)	<input type="radio"/>	<input type="radio"/>	<input type="radio"/>	<input type="radio"/>	<input type="radio"/>
After School Programs	<input type="radio"/>	<input type="radio"/>	<input type="radio"/>	<input type="radio"/>	<input type="radio"/>
Child Care Services (Preschool)	<input type="radio"/>	<input type="radio"/>	<input type="radio"/>	<input type="radio"/>	<input type="radio"/>
Senior Services	<input type="radio"/>	<input type="radio"/>	<input type="radio"/>	<input type="radio"/>	<input type="radio"/>
Legal Services	<input type="radio"/>	<input type="radio"/>	<input type="radio"/>	<input type="radio"/>	<input type="radio"/>
Foreclosure Prevention	<input type="radio"/>	<input type="radio"/>	<input type="radio"/>	<input type="radio"/>	<input type="radio"/>
Homebuyer Education/Financial Literacy	<input type="radio"/>	<input type="radio"/>	<input type="radio"/>	<input type="radio"/>	<input type="radio"/>
Services for Persons with Disabilities	<input type="radio"/>	<input type="radio"/>	<input type="radio"/>	<input type="radio"/>	<input type="radio"/>
Homeless Services	<input type="radio"/>	<input type="radio"/>	<input type="radio"/>	<input type="radio"/>	<input type="radio"/>
Health Services	<input type="radio"/>	<input type="radio"/>	<input type="radio"/>	<input type="radio"/>	<input type="radio"/>
Mental Health Services	<input type="radio"/>	<input type="radio"/>	<input type="radio"/>	<input type="radio"/>	<input type="radio"/>
Substance Abuse Services	<input type="radio"/>	<input type="radio"/>	<input type="radio"/>	<input type="radio"/>	<input type="radio"/>
Crime Prevention	<input type="radio"/>	<input type="radio"/>	<input type="radio"/>	<input type="radio"/>	<input type="radio"/>
Transportation	<input type="radio"/>	<input type="radio"/>	<input type="radio"/>	<input type="radio"/>	<input type="radio"/>

Do you perceive Economic Development to be a critical issue in your neighborhood?

Yes

No

4. City Needs

Do you percieve foreclosed properties to be a critical issue in the City?

Yes

No

Please rank the following Housing Needs in the City

	Very Low Need	Low Need	Moderate Need	High Need	Critical Need
Increasing Homeownership	<input type="radio"/>	<input type="radio"/>	<input type="radio"/>	<input type="radio"/>	<input type="radio"/>
Affordable rental housing	<input type="radio"/>	<input type="radio"/>	<input type="radio"/>	<input type="radio"/>	<input type="radio"/>
Home Repairs for Existing Homeowners	<input type="radio"/>	<input type="radio"/>	<input type="radio"/>	<input type="radio"/>	<input type="radio"/>
Abandoned, Vacant Buildings	<input type="radio"/>	<input type="radio"/>	<input type="radio"/>	<input type="radio"/>	<input type="radio"/>
Property Maintenance/Upkeep of property	<input type="radio"/>	<input type="radio"/>	<input type="radio"/>	<input type="radio"/>	<input type="radio"/>
Homelessness	<input type="radio"/>	<input type="radio"/>	<input type="radio"/>	<input type="radio"/>	<input type="radio"/>

Do you percieve Economic Development to be a critical issue in the City?

Yes

No

Please rank the following Economic Development Needs in the City

	Very Low Need	Low Need	Moderate Need	High Need	Critical Need
Job Development/Creation	<input type="radio"/>	<input type="radio"/>	<input type="radio"/>	<input type="radio"/>	<input type="radio"/>
Job Training	<input type="radio"/>	<input type="radio"/>	<input type="radio"/>	<input type="radio"/>	<input type="radio"/>
Small Business Loans	<input type="radio"/>	<input type="radio"/>	<input type="radio"/>	<input type="radio"/>	<input type="radio"/>
Technical Assistance to Small Businesses	<input type="radio"/>	<input type="radio"/>	<input type="radio"/>	<input type="radio"/>	<input type="radio"/>
Rehabilitation of Commercial Buildings	<input type="radio"/>	<input type="radio"/>	<input type="radio"/>	<input type="radio"/>	<input type="radio"/>
Storefront Improvements	<input type="radio"/>	<input type="radio"/>	<input type="radio"/>	<input type="radio"/>	<input type="radio"/>

Please rank the following Infrastructure and Public Facility Needs in the City

	Very Low Need	Low Need	Moderate Need	High Need	Critical Need
Street and Sidewalk Improvements	<input type="radio"/>	<input type="radio"/>	<input type="radio"/>	<input type="radio"/>	<input type="radio"/>
Street Lighting	<input type="radio"/>	<input type="radio"/>	<input type="radio"/>	<input type="radio"/>	<input type="radio"/>
Building Facades/Frontage	<input type="radio"/>	<input type="radio"/>	<input type="radio"/>	<input type="radio"/>	<input type="radio"/>
Neighborhood/Community Facilities	<input type="radio"/>	<input type="radio"/>	<input type="radio"/>	<input type="radio"/>	<input type="radio"/>
Public Parks	<input type="radio"/>	<input type="radio"/>	<input type="radio"/>	<input type="radio"/>	<input type="radio"/>
ADA/Handicapped Accessibility	<input type="radio"/>	<input type="radio"/>	<input type="radio"/>	<input type="radio"/>	<input type="radio"/>

Please provide your gender

- Male
- Female

Please provide your race

- White
- Black or African American
- American Indian and Alaska Native
- Asian
- Native Hawaiian and Other Pacific Islander
- Other race

Please provide your ethnicity

- Hispanic or Latino
- Not Hispanic or Latino

Please describe your family (check all that apply)

- Single person
- Small Family (2-4 people)
- Large Family (more than 4 people)
- Single Parent
- Family with Children under 6 years of age
- Elderly Household

Please check all that apply

- I work in the Springfield
- I have children in the Springfield public schools
- I regularly participate in Springfield recreational, cultural, or leisure activities

Please provide your employment status

- Employed full time
- Employed part time
- Student
- Unemployed
- Self-employed
- Work in home (caregiver, homemaker)

Please provide your housing status (check all that apply)

- Rent
- Own home
- Homeless
- Living doubled up/with friends, family
- Have another person/family living in my home
- Receive a housing subsidy
- Have difficulty making monthly housing expenses
- Have been late on rent or mortgage payments twice in past six months

If you are interested in obtaining information on this survey, the Consolidated Planning Process, and Community Development Programs, please contact the Community Development Department at 413-787-6500. Thank you. Electronic submissions will be recorded. If you are completing a hard copy of the survey, you may return the survey to the Community Development Department.

8. Detalle de residencia

Yo he vivido en la ciudad:

- Menos de un año
- De 1 - 5 años
- 5 - 10 años
- Más de 10 años

Por favor, identifique el barrio en el que vive

- Atwater Park
- Bay
- Brightwood
- Downtown/Metro Center
- East Forest Park
- East Springfield
- Forest Park
- Hungry Hill
- Lower Liberty Heights
- Mason Square
- Memorial Square
- McKnight
- Old Hill
- Outer Belt
- Pine Point
- Six Corners
- Sixteen Acres
- South End
- Upper Hill
- No estoy seguro, pero yo vivo en (Escriba el nombre de calles):

9. Necesidades de los vecindarios

Por favor, clasifique la infraestructura pública y necesidades siguientes instalaciones en su vecindario

	Necesidad Muy Baja	Necesidad Baja	Necesidad Moderada	Alta Necesidad	Necesidad Critica
Las mejoras de calles	<input type="radio"/>	<input type="radio"/>	<input type="radio"/>	<input type="radio"/>	<input type="radio"/>
Luces de la Calle	<input type="radio"/>	<input type="radio"/>	<input type="radio"/>	<input type="radio"/>	<input type="radio"/>
Embellecimiento de la calle	<input type="radio"/>	<input type="radio"/>	<input type="radio"/>	<input type="radio"/>	<input type="radio"/>
Fachadas de edificios	<input type="radio"/>	<input type="radio"/>	<input type="radio"/>	<input type="radio"/>	<input type="radio"/>
Instalaciones del Barrio	<input type="radio"/>	<input type="radio"/>	<input type="radio"/>	<input type="radio"/>	<input type="radio"/>
Las instalaciones de ocio	<input type="radio"/>	<input type="radio"/>	<input type="radio"/>	<input type="radio"/>	<input type="radio"/>
Parques Públicos	<input type="radio"/>	<input type="radio"/>	<input type="radio"/>	<input type="radio"/>	<input type="radio"/>
ADA / Accesibilidad para personas de movilidad reducida	<input type="radio"/>	<input type="radio"/>	<input type="radio"/>	<input type="radio"/>	<input type="radio"/>

Por favor, clasifique las siguientes necesidades de vivienda en su vecindario

	Necesidad Muy Baja	Necesidad Baja	Necesidad Moderada	Alta Necesidad	Necesidad Critica
Aumentar la vivienda propia	<input type="radio"/>	<input type="radio"/>	<input type="radio"/>	<input type="radio"/>	<input type="radio"/>
Las viviendas asequibles de alquiler	<input type="radio"/>	<input type="radio"/>	<input type="radio"/>	<input type="radio"/>	<input type="radio"/>
Reparaciones en el hogar para propietarios de viviendas existentes	<input type="radio"/>	<input type="radio"/>	<input type="radio"/>	<input type="radio"/>	<input type="radio"/>
Los costes energéticos más bajos	<input type="radio"/>	<input type="radio"/>	<input type="radio"/>	<input type="radio"/>	<input type="radio"/>
Problemas de exclusión	<input type="radio"/>	<input type="radio"/>	<input type="radio"/>	<input type="radio"/>	<input type="radio"/>
Abandonados, edificios vacíos	<input type="radio"/>	<input type="radio"/>	<input type="radio"/>	<input type="radio"/>	<input type="radio"/>
Mantenimiento de la Propiedad	<input type="radio"/>	<input type="radio"/>	<input type="radio"/>	<input type="radio"/>	<input type="radio"/>
Falta de vivienda	<input type="radio"/>	<input type="radio"/>	<input type="radio"/>	<input type="radio"/>	<input type="radio"/>

Por favor, clasifique las siguientes necesidades de desarrollo económico en su vecindario

	Necesidad Muy Baja	Necesidad Baja	Necesidad Moderada	Alta Necesidad	Necesidad Critica
La creación/desarrollo de trabajos	<input type="radio"/>	<input type="radio"/>	<input type="radio"/>	<input type="radio"/>	<input type="radio"/>
Entrenamiento de trabajo	<input type="radio"/>	<input type="radio"/>	<input type="radio"/>	<input type="radio"/>	<input type="radio"/>
Prestamos para pequeños negocios	<input type="radio"/>	<input type="radio"/>	<input type="radio"/>	<input type="radio"/>	<input type="radio"/>
Asistencia técnica para negocios pequeños	<input type="radio"/>	<input type="radio"/>	<input type="radio"/>	<input type="radio"/>	<input type="radio"/>
Rehabilitación de edificios comerciales	<input type="radio"/>	<input type="radio"/>	<input type="radio"/>	<input type="radio"/>	<input type="radio"/>
Mejoras en las fachadas de tiendas	<input type="radio"/>	<input type="radio"/>	<input type="radio"/>	<input type="radio"/>	<input type="radio"/>
Mejoras en las calles	<input type="radio"/>	<input type="radio"/>	<input type="radio"/>	<input type="radio"/>	<input type="radio"/>
Mejoras en las aceras	<input type="radio"/>	<input type="radio"/>	<input type="radio"/>	<input type="radio"/>	<input type="radio"/>
Alumbramiento en las calles	<input type="radio"/>	<input type="radio"/>	<input type="radio"/>	<input type="radio"/>	<input type="radio"/>

Por favor, clasifique las siguientes necesidades de servicio público en su vecindario

	Necesidad Muy Baja	Necesidad Baja	Necesidad Moderada	Alta Necesidad	Necesidad Critica
Educación de adultos como de ESL	<input type="radio"/>	<input type="radio"/>	<input type="radio"/>	<input type="radio"/>	<input type="radio"/>
Capacitación laboral	<input type="radio"/>	<input type="radio"/>	<input type="radio"/>	<input type="radio"/>	<input type="radio"/>
Servicios para la Juventud	<input type="radio"/>	<input type="radio"/>	<input type="radio"/>	<input type="radio"/>	<input type="radio"/>
Programas Después de Escuela	<input type="radio"/>	<input type="radio"/>	<input type="radio"/>	<input type="radio"/>	<input type="radio"/>
Early Childhood Services	<input type="radio"/>	<input type="radio"/>	<input type="radio"/>	<input type="radio"/>	<input type="radio"/>
Servicios para Envejecientes	<input type="radio"/>	<input type="radio"/>	<input type="radio"/>	<input type="radio"/>	<input type="radio"/>
Prevención de Ejecución Hipotecaria	<input type="radio"/>	<input type="radio"/>	<input type="radio"/>	<input type="radio"/>	<input type="radio"/>
Compradores de Vivienda Educación / Educación Financiera	<input type="radio"/>	<input type="radio"/>	<input type="radio"/>	<input type="radio"/>	<input type="radio"/>
Servicios para personas de movilidad reducida	<input type="radio"/>	<input type="radio"/>	<input type="radio"/>	<input type="radio"/>	<input type="radio"/>
Servicios de Salud	<input type="radio"/>	<input type="radio"/>	<input type="radio"/>	<input type="radio"/>	<input type="radio"/>
Servicios de Salud Mental	<input type="radio"/>	<input type="radio"/>	<input type="radio"/>	<input type="radio"/>	<input type="radio"/>
Servicios de Abuso de Drogas	<input type="radio"/>	<input type="radio"/>	<input type="radio"/>	<input type="radio"/>	<input type="radio"/>
Prevención del Delito	<input type="radio"/>	<input type="radio"/>	<input type="radio"/>	<input type="radio"/>	<input type="radio"/>

¿Las propiedades abandonadas ó embargadas por el banco son un problema critico en su comunidad?

Sí

No

¿Es el desarrollo económico un problema critico en su comunidad?

Sí

No

10. las necesidades de la ciudad

¿Se ve usted excluidos propiedades a ser un tema crítico en la ciudad?

- Sí
- No

Por favor, clasifique las necesidades de vivienda en la ciudad después de

	Very Low Need	Low Need	Moderate Need	High Need	Critical Need
Aumentar la vivienda propia	<input type="radio"/>	<input type="radio"/>	<input type="radio"/>	<input type="radio"/>	<input type="radio"/>
Las viviendas asequibles de alquiler	<input type="radio"/>	<input type="radio"/>	<input type="radio"/>	<input type="radio"/>	<input type="radio"/>
Reparaciones en el hogar para propietarios de viviendas existentes	<input type="radio"/>	<input type="radio"/>	<input type="radio"/>	<input type="radio"/>	<input type="radio"/>
Abandonados, edificios vacíos	<input type="radio"/>	<input type="radio"/>	<input type="radio"/>	<input type="radio"/>	<input type="radio"/>
Mantenimiento de la Propiedad	<input type="radio"/>	<input type="radio"/>	<input type="radio"/>	<input type="radio"/>	<input type="radio"/>
Falta de vivienda	<input type="radio"/>	<input type="radio"/>	<input type="radio"/>	<input type="radio"/>	<input type="radio"/>

¿Se ve usted el desarrollo económico a ser un tema crítico en la ciudad?

- Yes
- No

Por favor, de calificar las siguientes necesidades de Desarrollo Económico en su comunidad

	Necesidad Muy Baja	Necesidad Baja	Necesidad Moderada	Alta Necesidad	Necesidad Critica
La creación/ desarrollo de trabajos	<input type="radio"/>	<input type="radio"/>	<input type="radio"/>	<input type="radio"/>	<input type="radio"/>
Entrenamiento de trabajo	<input type="radio"/>	<input type="radio"/>	<input type="radio"/>	<input type="radio"/>	<input type="radio"/>
Prestamos para pequeños negocios	<input type="radio"/>	<input type="radio"/>	<input type="radio"/>	<input type="radio"/>	<input type="radio"/>
Asistencia técnica para negocios pequeños	<input type="radio"/>	<input type="radio"/>	<input type="radio"/>	<input type="radio"/>	<input type="radio"/>
Rehabilitación de edificios comerciales	<input type="radio"/>	<input type="radio"/>	<input type="radio"/>	<input type="radio"/>	<input type="radio"/>
Mejoras en las fachadas de tiendas	<input type="radio"/>	<input type="radio"/>	<input type="radio"/>	<input type="radio"/>	<input type="radio"/>
Mejoras en las calles	<input type="radio"/>	<input type="radio"/>	<input type="radio"/>	<input type="radio"/>	<input type="radio"/>
Mejoras en las aceras	<input type="radio"/>	<input type="radio"/>	<input type="radio"/>	<input type="radio"/>	<input type="radio"/>
Alumbramiento en las calles	<input type="radio"/>	<input type="radio"/>	<input type="radio"/>	<input type="radio"/>	<input type="radio"/>

Por favor, clasifique las siguientes Infraestructura Pública y Necesidades de Fondo en la Ciudad

	Very Low Need	Low Need	Moderate Need	High Need	Critical Need
Las mejoras de calles	<input type="radio"/>	<input type="radio"/>	<input type="radio"/>	<input type="radio"/>	<input type="radio"/>
Luces de la Calle	<input type="radio"/>	<input type="radio"/>	<input type="radio"/>	<input type="radio"/>	<input type="radio"/>
Embellecimiento de la calle	<input type="radio"/>	<input type="radio"/>	<input type="radio"/>	<input type="radio"/>	<input type="radio"/>
Fachadas de edificios	<input type="radio"/>	<input type="radio"/>	<input type="radio"/>	<input type="radio"/>	<input type="radio"/>
Instalaciones del Barrio	<input type="radio"/>	<input type="radio"/>	<input type="radio"/>	<input type="radio"/>	<input type="radio"/>
Las instalaciones de ocio	<input type="radio"/>	<input type="radio"/>	<input type="radio"/>	<input type="radio"/>	<input type="radio"/>
Parques Públicos	<input type="radio"/>	<input type="radio"/>	<input type="radio"/>	<input type="radio"/>	<input type="radio"/>
ADA / Accesibilidad para personas de movilidad reducida	<input type="radio"/>	<input type="radio"/>	<input type="radio"/>	<input type="radio"/>	<input type="radio"/>

11. Composición Familiar

History of family composition

Favor de proveer su género:

- Masculino
 Femenino

Favor de proveer su raza (marque todo lo que aplique):

- Blanco
 Afro-Americano
 Indio-Americano y Nativo de Alaska
 Asiático
 Nativo de Hawaii y otros Isleños Pacificos
 Otra raza

Favor de proveer su grupo étnico (marque todo lo que aplique):

- Hispano ó Latino
 No Hispano ó Latino

Favor de describir su familia (marque todo lo que aplique):

- Persona sola
 Familia pequeña (compuesta de 2-4 personas)
 Familia grande (más de 4 personas)
 Padre / Madre soltera (o)
 Familia con niños menores de 6 años de edad
 Familia compuesta con alguna persona de edad avanzada

Por favor, marque todas las que apliquen::

- Yo trabajo en la ciudad
 Yo crecí en la ciudad
 I participan regularmente en la ciudad de esparcimiento, culturales, o actividades de ocio.

Favor de proveer su estado de vivienda (marque todo lo que aplique):

- Alquila
- Casa propia
- Sin hogar
- Viviendo en conjunto/ con amistades ó familia
- Tengo otra persona/ familiar viviendo en mi hogar
- Recibe un subsidio de vivienda
- Tiene dificultad con los gastos mensuales de vivienda
- He estado tarde con la renta ó pagos de hipoteca 2 veces en los pasados 6 meses

Favor de proveer su estado de empleo:

- Empleado de tiempo completo
- Empleado de tiempo parcial
- Estudiante
- Desempleado
- Empleado propio
- Trabajo en la casa (proveedor de cuidado o ama de casa)